

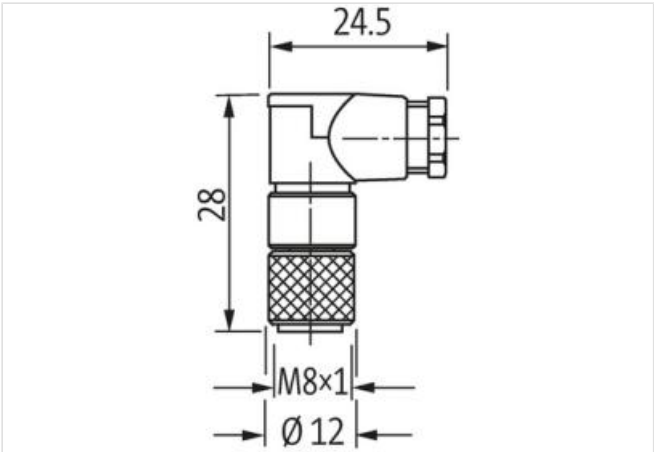
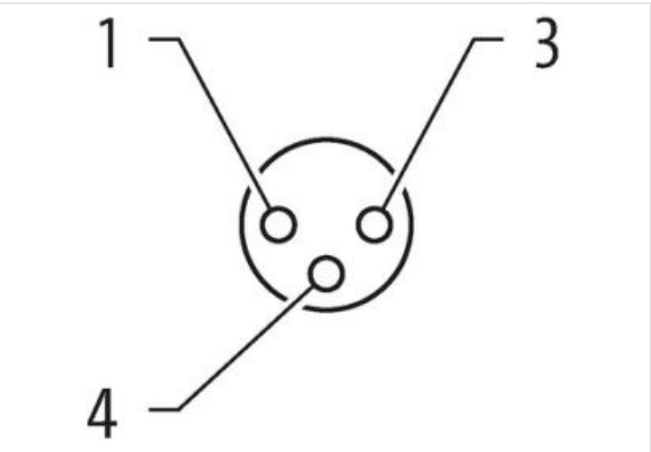
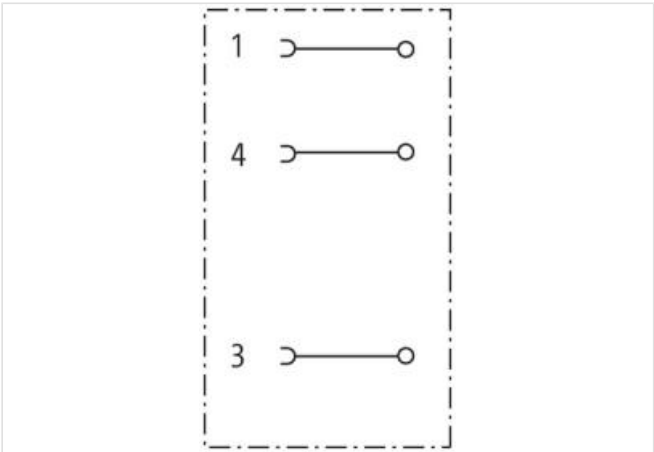
M8 female 0° A-cod. solder pins

3-pol., 0.25mm², 3,5 - 5mm

Female 90°  
M8, 3-pole  
with solder pins  
Connection cross section: max. 0.25 mm²

Link to Product

Illustration



Product may differ from Image

Side 1

Family construction form	M8
Degree of protection (EN IEC 60529)	IP67

Commercial data

ECLASS-6.0	27279221
ECLASS-7.0	27440104
ECLASS-8.0	27440104
ECLASS-9.0	27440102
ECLASS-10.1	27440102
ECLASS-11.1	27440102
ECLASS-12.0	27440116

ETIM-5.0	EC001855
customs tariff number	85366990
GTIN	4048879224604
Packaging unit	1
<b>Electrical data   Supply</b>	
Operating voltage AC max.	60 V
Operating voltage DC max.	60 V
Current operating per contact max.	4 A
<b>Installation</b>	
Connection cross section max.	0,25 mm <sup>2</sup>
Rotation option	90° (4 coding options)
<b>Device protection   Electrical</b>	
Additional condition protection degree	inserted, screwed
<b>Mechanical data   Mounting data</b>	
Clamping range min.	3,5 mm
Clamping range max.	5 mm
Height	28 mm
Width	18,5 mm
Depth	12 mm
<b>Environmental characteristics   Climatic</b>	
Operating temperature min.	-25 °C
Operating temperature max.	85 °C
<b>Important installation notes</b>	
Note on strain relief	Protect the connectors by suitable measures from mechanical loads, e.g. by the usage of cable ties.
Note on bending radius	<b>Attention:</b> Observe the permissible bending radii when laying cables, as the IP protection class can be endangered by excessive bending forces.