

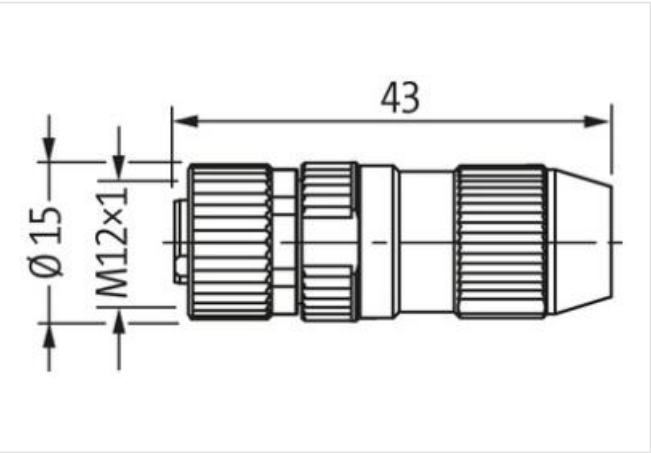
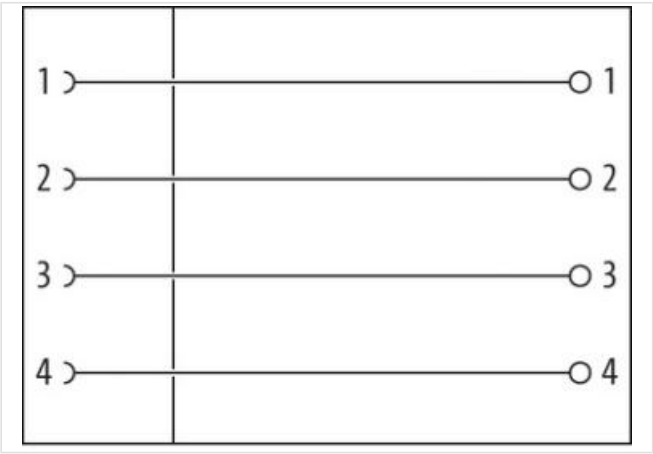
M12 female 0° A-cod. IDC

4-pol., 0,14 - 0,34mm², 2,9 - 5,1mm

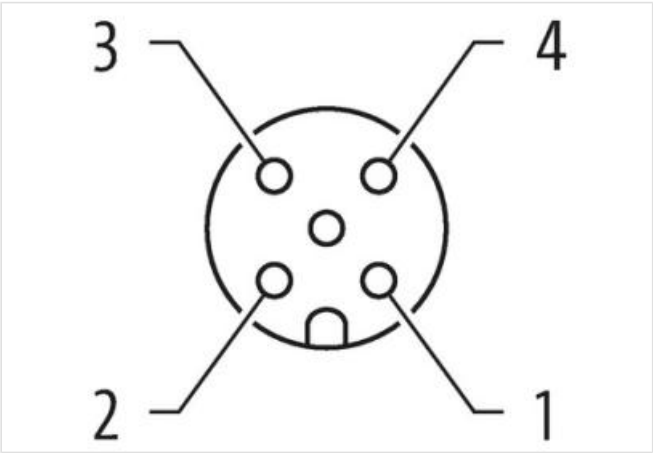
Female straight
M12, 4-pole
IDC terminals
Connection cross section: 0.14...0.34 mm²
The resistance to aggressive media should be individually tested for your application. Further details on request.

Link to Product

Illustration



Product may differ from Image



Side 1	
Family construction form	M12
Degree of protection (EN IEC 60529)	IP67
Commercial data	
ECLASS-6.0	27279221

ECLASS-7.0	27440104
ECLASS-8.0	27440104
ECLASS-9.0	27440102
ECLASS-10.1	27440102
ECLASS-11.1	27440102
ECLASS-12.0	27440116
ETIM-5.0	EC002635
customs tariff number	85366990
GTIN	4048879201742
Packaging unit	1

Electrical data | Supply

Operating voltage AC max.	32 V
Operating voltage DC max.	32 V
Current operating per contact max.	4 A

Installation

Connection cross section min.	0,14 mm ²
Connection cross section max.	0,34 mm ²
Single wire diameter min.	0,1 mm

Installation | Connection

Wire insulation diameter min.	1 mm
Wire insulation diameter max.	1,6 mm
Tightening torque	0,6 Nm

Device protection | Electrical

Additional condition protection degree	inserted, screwed
--	-------------------

Mechanical data | Mounting data

Mounting method	inserted, screwed, Shaking protection
Clamping range min.	2,9 mm
Clamping range max.	5,1 mm
Height	43 mm
Width	15 mm
Depth	15 mm

Environmental characteristics | Climatic

Operating temperature min.	-25 °C
Operating temperature max.	85 °C

Important installation notes

Note on strain relief	Protect the connectors by suitable measures from mechanical loads, e.g. by the usage of cable ties.
Note on bending radius	Attention: Observe the permissible bending radii when laying cables, as the IP protection class can be endangered by excessive bending forces.