

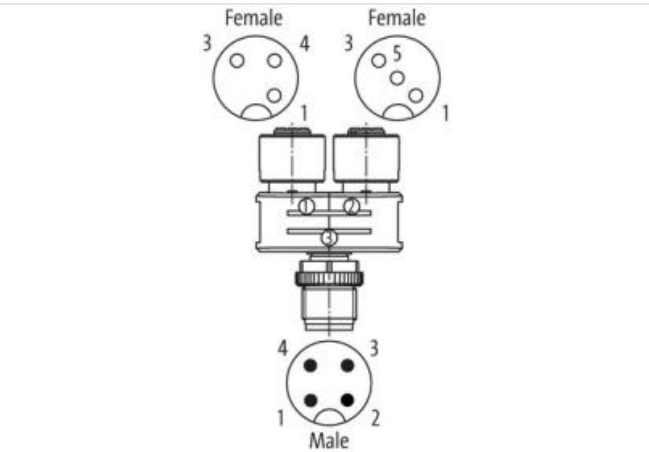
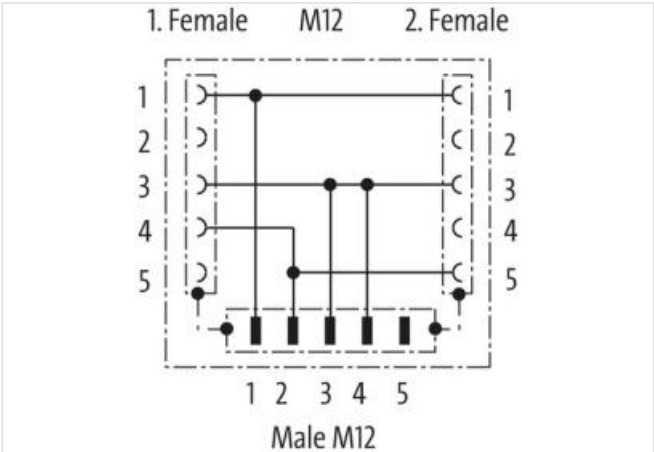
T-Coupler Slimline M12 male/ 2xM12 female shielded

4-pol. / 2x 3-pol. A-cod. for analog sensors

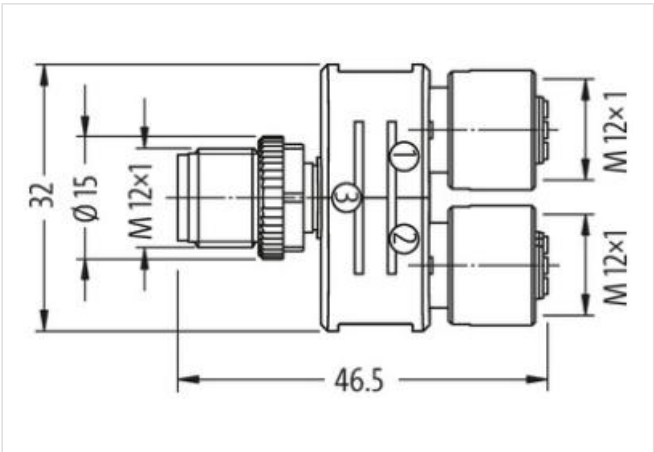
T-coupler
Male straight – females straight
M12 – M12
4-pole – 3-pole
shielded
Parallel circuit
Plastic housings with good resistance against chemicals and oils.
The resistance to aggressive media should be individually tested for your application. Further details on request.

Link to Product

Illustration



Product may differ from Image



Side 1

Family construction form	M12
Coding	A

Width across flats SW13

Side 2

Family construction form M12
Coding A

Side 3

Family construction form M12
Coding A

Commercial data

ECLASS-6.0 27143423
ECLASS-6.1 27279221
ECLASS-7.0 27440104
ECLASS-8.0 27440104
ECLASS-9.0 27440106
ECLASS-10.1 27440106
ECLASS-11.1 27440106
ECLASS-12.0 27440106
ETIM-5.0 EC002062
customs tariff number 85366990
GTIN 4048879332798
Packaging unit 1

Electrical data | Supply

Operating voltage AC max. 60 V
Operating voltage DC max. 60 V
Current operating per contact max. 4 A

Installation | Connection

Tightening torque 0,6 Nm
Mounting set M12 x 1

Device protection | Electrical

Degree of protection (EN IEC 60529) IP67
Additional condition protection degree inserted, screwed
Pollution Degree 3
Material group (IEC 60664-1) I

Mechanical data | Material data

Material housing PUR

Mechanical data | Mounting data

Mounting method inserted, screwed, Shaking protection

Environmental characteristics | Climatic

Operating temperature min. -25 °C
Operating temperature max. 85 °C

Important installation notes

Note on strain relief Protect the connectors by suitable measures from mechanical loads, e.g. by the usage of cable ties.
Note on bending radius **Attention:** Observe the permissible bending radii when laying cables, as the IP protection class can be endangered by excessive bending forces.