

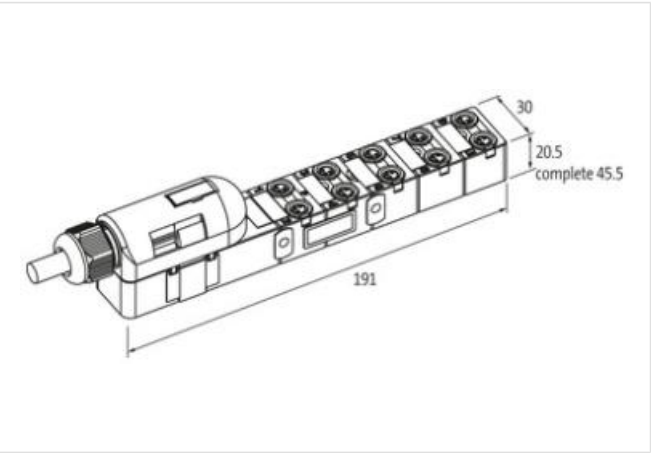
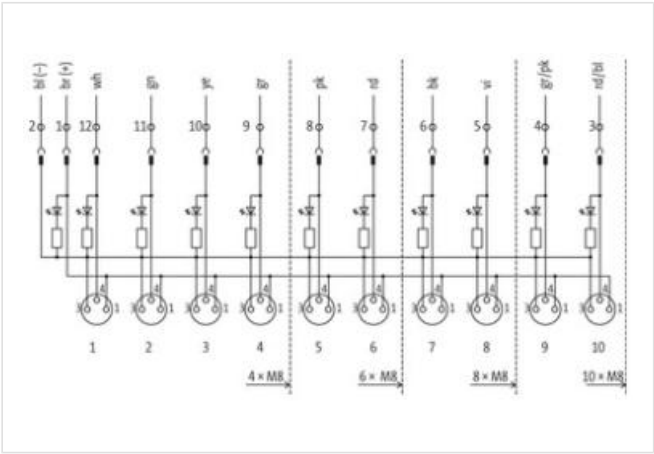
EXACT8, 10XM8, 3 POLE PLUG. CAP, SPRING-TERM.

3.0m PUR 10*0,34+2*0,75 exit norm..

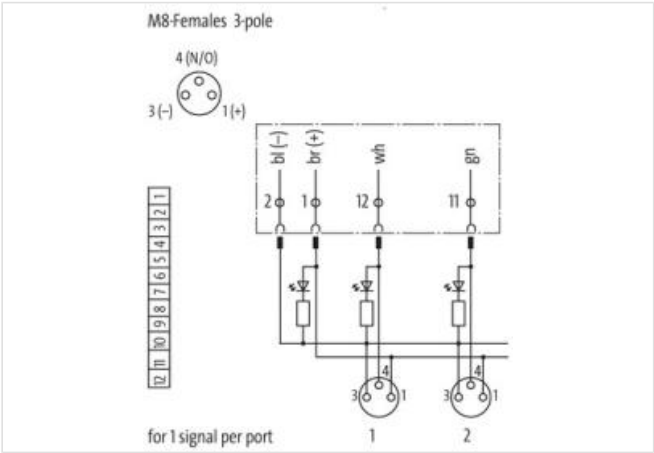
10-way, 3-pole
3.0 m
Further cable lengths on request.
Plastic housings with good resistance against chemicals and oils.
The resistance to aggressive media should be individually tested for your application. Further details on request.

[Link to Product](#)

Illustration



Product may differ from Image



| Commercial data | |
|-----------------|----------|
| ECLASS-6.0 | 27279219 |
| ECLASS-6.1 | 27279219 |
| ECLASS-7.0 | 27279219 |
| ECLASS-8.0 | 27279219 |
| ECLASS-9.0 | 27440108 |

| | |
|---|--|
| ECLASS-10.1 | 27440108 |
| ECLASS-11.1 | 27440108 |
| ECLASS-12.0 | 27440108 |
| ETIM-5.0 | EC002585 |
| customs tariff number | 85444290 |
| GTIN | 4048879056892 |
| Packaging unit | 1 |
| Electrical data Supply | |
| Operating voltage DC | 24 V |
| Current operating per contact max. | 2 A |
| Total current max. | 8 A |
| Industrial communication | |
| Number of signals per port | 1 |
| Installation | |
| Connection cross section max. | 1,5 mm ² |
| AWG number max. | 16 |
| Installation Connection | |
| Connection | Spring clamp terminals FK |
| Mounting set | M8 x 1 |
| Device protection Electrical | |
| Degree of protection (EN IEC 60529) | IP67 |
| Additional condition protection degree | screwed, mounted |
| Device protection Media | |
| Flame resistance | flame retardant |
| Mechanical data Material data | |
| Material housing | Plastic |
| Mechanical data Mounting data | |
| Mounting method | Schraubgewinde |
| Environmental characteristics Climatic | |
| Operating temperature min. | -20 °C |
| Operating temperature max. | 80 °C |
| Additional condition temperature range | depending on cable quality |
| Installation Cable | |
| Cable identification | 384 |
| Jacket Color | gray |
| Type of Certificate | cURus |
| Amount stranding | 1 |
| Stranding | 3 wires twisted |
| Amount stranding (type 2) | 1 |
| Stranding (type 2) | 9 wires around Stranding combination twisted |
| Banding | Fleece |
| wire arrangement | red, black, violet, (pink, gray, yellow, green, white, brown, blue, red-blue, gray-pink) |
| Cable weight | 121 g/m |
| Material jacket | PUR |
| Shore hardness jacket | 89 ± 5 Shore A |
| Freedom from ingredients (jacket) | lead-free, cadmium-free, CFC-free, halogen-free, silicone-free, LABS-free |
| Outer-diameter (jacket) | 9,3 mm |
| Tolerance outer diameter (sheath) | ± 5 % |
| Material wire insulation | TPE-E |
| Amount wires | 10 |

| | |
|---|--|
| Outer diameter insulation | 1,4 mm |
| Outer diameter tolerance core insulation | ± 5 % |
| Shore hardness wire insulation | 55 ± 5 Shore D |
| Ingredient freeness wire insulation | lead-free, cadmium-free, CFC-free, halogen-free |
| Amount strands (wire) | 19 |
| Diameter of single wires | 0,15 mm |
| Conductor crosssection (wire) | 0,34 mm² |
| Material conductor wire | Stranded copper wire, bare |
| Conductor type (wire) | Strand class 5 |
| Traversing distance (C-track) | 5 m @ 25 °C horizontal |
| Material wire insulation (Data) | TPE-E |
| Outer diameter wire insulation (Data) | 1,8 mm |
| Tolerance outer diameter wire insulation (data) | ± 5 % |
| Shore hardness wire insulation (Data) | 55 ± 5 Shore D |
| Ingredient freeness wire insulation (Data) | lead-free, cadmium-free, CFC-free, halogen-free |
| Amount wires (Data) | 2 |
| Amount strands wire (Data) | 24 |
| Diameter of single wires (Data) | 0,2 mm |
| Conductor crosssection wire (Data) | 0,75 mm² |
| Material conductor wire (Data) | Stranded copper wire, bare |
| Wire conductor type (Data) | Strand class 5 |
| Max. rated voltage (conductor - conductor) | 300 V |
| Max. rated voltage (conductor - ground) | 300 V |
| Current load capacity (standard) | to DIN VDE 0298-4 |
| Current load capacity min. wire | 4 A |
| Current load capacity min. Wire (Data) | 12 A |
| Electrical resistance line constant wire | 57 Ω/km @ 20 °C |
| Electrical resistance coating wire (Data) | 26 Ω/km @ 20 °C |
| AC withstand voltage (wire - wire) | 2 kV @ 60 s |
| Power frequency withstand voltage (wire - jacket) | 2 kV @ 60 s |
| Min. operating temperature (static) | -40 °C |
| Max. operating temperature (fixed) | 80 °C |
| Operating temperature min. (dynamic) | -5 °C |
| Operating temperature max. (dynamic) | 80 °C |
| Flame resistance | IEC 60332-2-2 UL 1581 § 1090 UL 1581 § 1100 FT2 |
| chemical resistance | Good, application-related testing |
| Gasoline resistance | Good, application-related testing |
| Oil resistance | DIN EN 60811-404 Good, application-related testing |
| Bending radius (installation) | x Outer diameter |
| Bending radius (fixed) | 7,5 x Outer diameter |
| Bending radius (dynamic) | 10 x Outer diameter |
| Travel speed (C-track) | 5 Mio. @ 25 °C |

Connection type 2

| | |
|--------------------------|----------------|
| Family construction form | free cable end |
| No. of poles | 12 |
| Family construction form | M8 |
| Gender | female |
| Color contact carrier | black |
| Coding | A |
| No. of poles | 3 |
| PIN 1 | + |
| PIN 3 | - |
| PIN 4 | S |

