

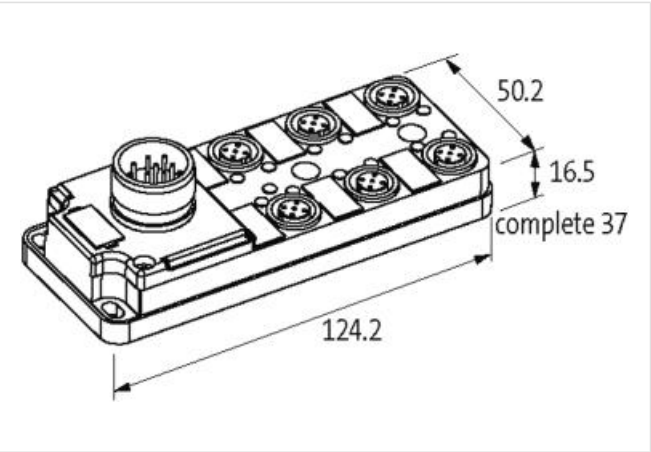
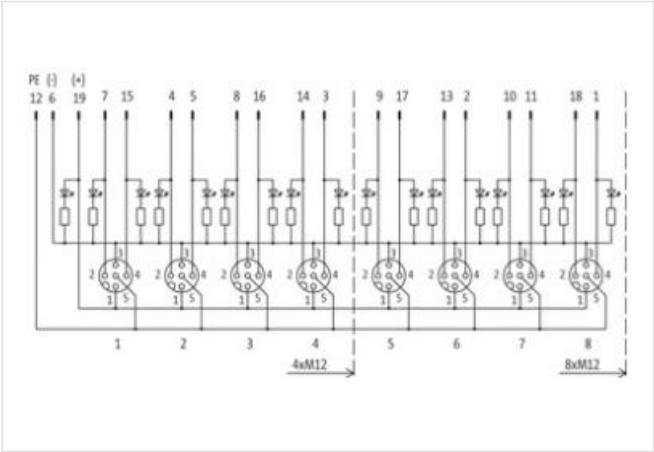
MVP12, 6XM12, 5POLE, M23 19POL. CON.

Connector exit frontside

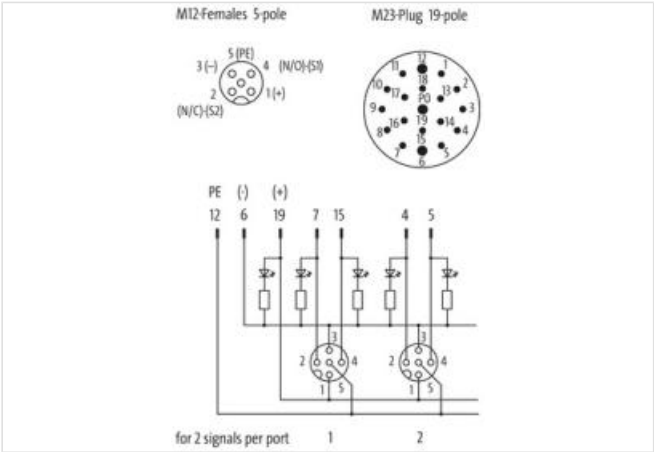
6-way, 5-pole  
M23 plug connection  
19-pole used  
with LED for digital PNP-signals 24 V DC  
Plastic housings with good resistance against chemicals and oils.  
The resistance to aggressive media should be individually tested for your application. Further details on request.

Link to Product

Illustration



Product may differ from Image



| Commercial data |          |
|-----------------|----------|
| ECLASS-6.0      | 27279219 |
| ECLASS-6.1      | 27279219 |
| ECLASS-7.0      | 27279219 |

|                       |               |
|-----------------------|---------------|
| ECLASS-8.0            | 27279219      |
| ECLASS-9.0            | 27440108      |
| ECLASS-10.1           | 27440111      |
| ECLASS-11.1           | 27440111      |
| ECLASS-12.0           | 27440111      |
| ETIM-5.0              | EC002585      |
| customs tariff number | 85369010      |
| GTIN                  | 4048879063203 |
| Packaging unit        | 1             |

#### Electrical data | Supply

|                                    |      |
|------------------------------------|------|
| Operating voltage DC               | 24 V |
| Current operating per contact max. | 4 A  |
| Total current max.                 | 10 A |

#### Industrial communication

|                            |   |
|----------------------------|---|
| Number of signals per port | 2 |
|----------------------------|---|

#### Installation | Connection

|              |         |
|--------------|---------|
| Mounting set | M12 x 1 |
|--------------|---------|

#### Device protection | Electrical

|  |                  |
|--|------------------|
| Degree of protection (EN IEC 60529)    | IP67             |
| Additional condition protection degree | screwed, mounted |

#### Device protection | Media

|                  |                 |
|------------------|-----------------|
| Flame resistance | flame retardant |
|------------------|-----------------|

#### Mechanical data | Material data

|                  |         |
|------------------|---------|
| Material housing | Plastic |
|------------------|---------|

#### Mechanical data | Mounting data

|                 |                |
|-----------------|----------------|
| Mounting method | Schraubgewinde |
| Height          | 99,2 mm        |
| Width           | 50,2 mm        |
| Depth           | 16,5 mm        |

#### Environmental characteristics | Climatic

|                            |        |
|----------------------------|--------|
| Operating temperature min. | -20 °C |
| Operating temperature max. | 80 °C  |

#### Connection type 2

|                          |        |
|--------------------------|--------|
| Family construction form | M12    |
| Gender                   | female |
| Color contact carrier    | black  |
| Coding                   | A      |
| No. of poles             | 5      |
| PIN 1                    | +      |
| PIN 2                    | NC S 2 |
| PIN 3                    | -      |
| PIN 4                    | NO S 1 |
| PIN 5                    | PE     |
| Family construction form | M23    |
| Gender                   | male   |
| Color contact carrier    | black  |
| Coding                   | A      |
| No. of poles             | 19     |
| PIN 1                    | VT     |
| PIN 2                    | RD     |
| PIN 3                    | GY     |

|        |         |
|--------|---------|
| PIN 4  | RD / BU |
| PIN 5  | GN      |
| PIN 6  | BU      |
| PIN 7  | GY / PK |
| PIN 8  | WH / GN |
| PIN 9  | WH / YE |
| PIN 10 | WH / GY |
| PIN 11 | BK      |
| PIN 12 | YE / GN |
| PIN 13 | YE / BN |
| PIN 14 | BN / GN |
| PIN 15 | WH      |
| PIN 16 | YE      |
| PIN 17 | PK      |
| PIN 18 | GY / BN |
| PIN 19 | BN      |