

**M12 male 0° / M8 female 90° A-cod. LED**

PUR 3x0.25 ye UL/CSA 1.5m

**⚠ NOTICE ⚠****PRODUCT IS DISCONTINUED. PLEASE HAVE A LOOK AT THE ALTERNATIVE PRODUCTS.**

Male straight – female 90°

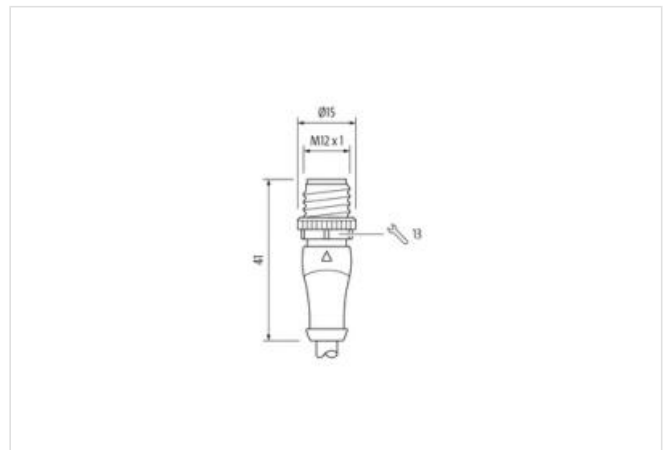
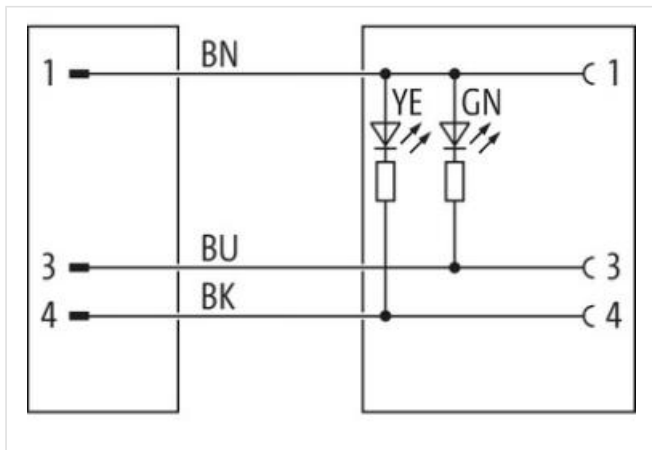
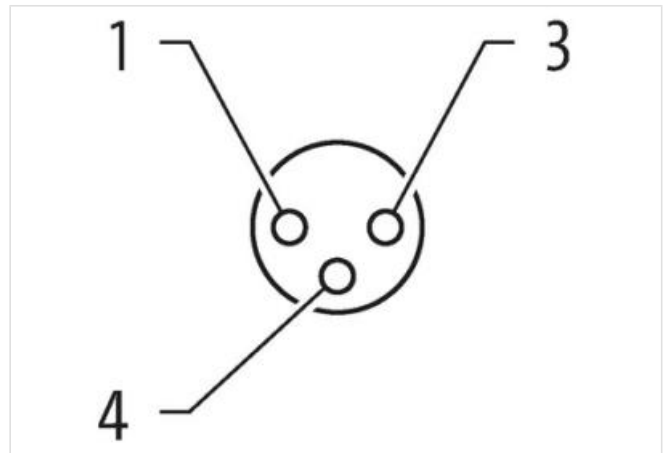

M12 – M8, 3-pole

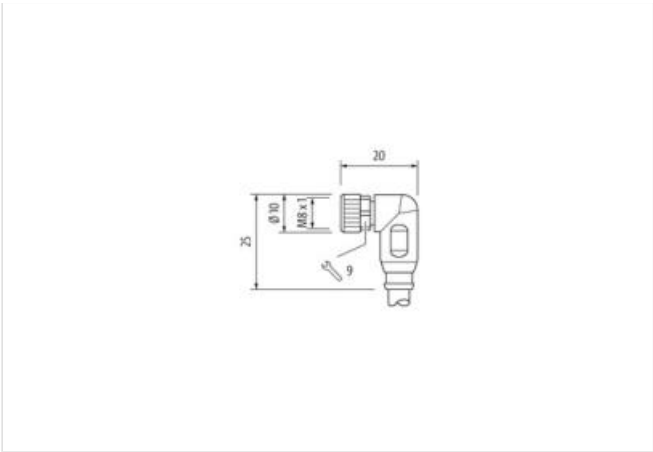
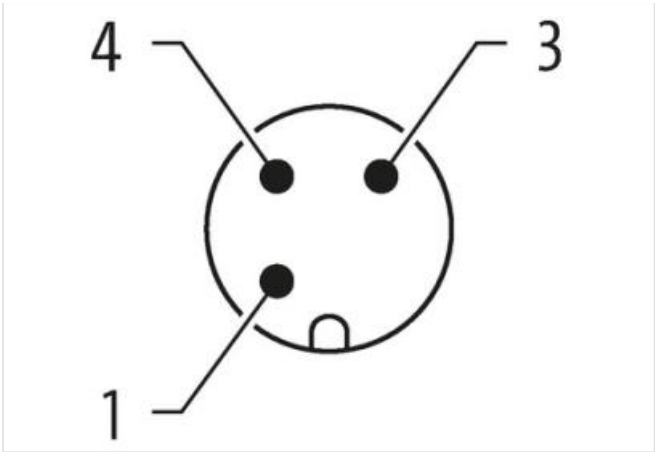
LED (yellow/green)

Plastic housings with good resistance against chemicals and oils.

The resistance to aggressive media should be individually tested for your application. Further details on request.

Further cable lengths on request.

[Link to Product](#)**Illustration**



Product may differ from Image



|   |                   |
|---|-------------------|
| Cable length                              | 1,5 m             |
| Side 1                                    |                   |
| Tightening torque                         | 0,6 Nm            |
| Mounting method                           | inserted, screwed |
| Coating contact                           | gold plated       |
| Family construction form                  | M12               |
| Thread                                    | M12 x 1           |
| suitable for corrugated tube (internal Ø) | 10 mm             |
| Material contact                          | Copper alloy      |
| Material                                  | PUR               |
| No. of poles                              | 3                 |
| Width across flats                        | SW13              |
| Degree of protection (EN IEC 60529)       | IP66K, IP67       |
| Side 2                                    |                   |
| Tightening torque                         | 0,4 Nm            |
| Mounting method                           | inserted, screwed |
| Coating contact                           | gold plated       |
| Family construction form                  | M8                |
| Thread                                    | M8 x 1            |
| suitable for corrugated tube (internal Ø) | 6,5 mm            |
| Material contact                          | Copper alloy      |
| Material                                  | PUR               |
| No. of poles                              | 3                 |
| Width across flats                        | SW9               |
| Degree of protection (EN IEC 60529)       | IP66K, IP67       |
| Commercial data                           |                   |
| ECLASS-6.0                                | 27279218          |
| ECLASS-6.1                                | 27279218          |
| ECLASS-7.0                                | 27279218          |
| ECLASS-8.0                                | 27279218          |
| ECLASS-9.0                                | 27060311          |
| ECLASS-10.1                               | 27060311          |

|   |   |
|---|---|
| ECLASS-11.1                                     | 27060311  |
| ECLASS-12.0                                     | 27060311  |
| ETIM-5.0  | EC001855  |
| customs tariff number                           | 85444290  |
| GTIN  | 4048879159982                                     |
| Packaging unit                                  | 1   |
| <b>Electrical data   Supply</b>                 |   |
| Operating voltage DC                            | 24 V  |
| Operating voltage DC min.                       | 18 V  |
| Operating voltage DC max.                       | 30 V  |
| Operating voltage DC max. (UL-listed)           | 30 V  |
| Current operating per contact max.              | 4 A   |
| Current consumption max.                        | 5 mA  |
| <b>Diagnostics</b>                              |   |
| Status indication LED                           | green, yellow                                     |
| <b>Device protection   Electrical</b>           |   |
| Additional condition protection degree          | inserted, screwed                                 |
| Pollution Degree                                | 3   |
| Rated surge voltage                             | 0,8 kV  |
| Material group (IEC 60664-1)                    | I   |
| <b>Mechanical data   Material data</b>          |   |
| Coating locking                                 | Nickeled  |
| Coating of fitting                              | nickel plated                                     |
| Material gasket                                 | FKM   |
| Locking material                                | Zinc die-casting                                  |
| Material screw connection                       | Zinc die-casting                                  |
| <b>Mechanical data   Mounting data</b>          |   |
| Mounting method                                 | inserted, screwed, Shaking protection             |
| <b>Environmental characteristics   Climatic</b> |   |
| Operating temperature min.                      | -25 °C  |
| Operating temperature max.                      | 85 °C   |
| Additional condition temperature range          | depending on cable quality                        |
| <b>Conformity</b>                               |   |
| Product standard                                | DIN EN 61076-2-101 (M12), DIN EN 61076-2-114 (M8) |
| <b>Installation   Cable</b>                     |   |
| Cable identification                            | 020   |
| Cable Type                                      | 2   |
| Jacket Color                                    | yellow  |
| Type of Certificate                             | cURus   |
| Amount stranding                                | 1   |
| Stranding                                       | 3 wires twisted                                   |
| wire arrangement                                | brown, black, blue                                |
| No. of bending cycles (C-track)                 | 2 Mio. @ 25 °C                                    |
| Cable weight                                    | 26,62 g/m   |
| Material jacket                                 | PUR   |
| Shore hardness jacket                           | 85 ± 5 Shore A                                    |
| Freedom from ingredients (jacket)               | lead-free, cadmium-free, CFC-free, silicone-free  |
| Outer-diameter (jacket)                         | 4,3 mm  |
| Tolerance outer diameter (sheath)               | ± 5 %   |
| Material wire insulation                        | PVC   |
| Amount wires                                    | 3   |

|   |  |
|---|--|
| Outer diameter insulation                               | 1,25 mm  |
| Outer diameter tolerance core insulation                | ± 5 %  |
| Shore hardness wire insulation                          | 43 ± 5 Shore D                                       |
| Material properties wire insulation                     | good machinability                                   |
| Ingredient freeness wire insulation                     | lead-free, cadmium-free, CFC-free, silicone-free     |
| Amount strands (wire)                                   | 32   |
| Diameter of single wires                                | 0,1 mm   |
| Conductor crosssection (wire)                           | 0,25 mm²   |
| Material conductor wire                                 | Stranded copper wire, bare                           |
| Conductor type (wire)                                   | strand class 6                                       |
| Traversing distance (C-track)                           | 5 m @ 25 °C   horizontal                             |
| Current load capacity (standard)                        | to DIN VDE 0298-4                                    |
| Current load capacity min. wire                         | 4,5 A  |
| Electrical resistance line constant wire                | 79 Ω/km @ 20 °C                                      |
| Nominal voltage power AC max.                           | 300 V  |
| Power frequency withstand voltage power (wire - jacket) | 2 kV @ 60 s  |
| AC withstand voltage power (wire - wire)                | 2 kV @ 60 s  |
| Min. operating temperature (static)                     | -30 °C   |
| Max. operating temperature (fixed)                      | 80 °C  |
| Operating temperature min. (dynamic)                    | -5 °C  |
| Operating temperature max. (dynamic)                    | 80 °C  |
| Flame resistance  | IEC 60332-2-2   UL 1581 § 1090   UL 1581 § 1100 FT2  |
| chemical resistance                                     | Good, application-related testing                    |
| Gasoline resistance                                     | Good, application-related testing                    |
| Oil resistance  | DIN EN 60811-404   Good, application-related testing |
| Bending radius (fixed)                                  | 10 x Outer diameter                                  |
| Bending radius (dynamic)                                | 15 x Outer diameter                                  |