

**MQ15 fem. 90° with cable shielded 600V AC type 3**

PUR 4x2.5 or UL/CSA+drag ch. 15m

MQ15, 4-pole

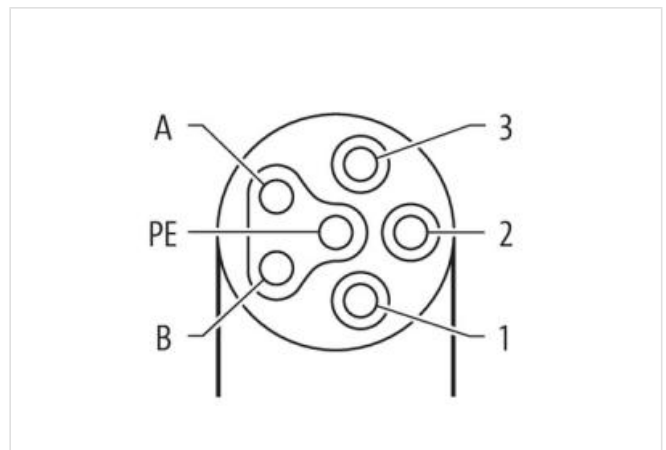
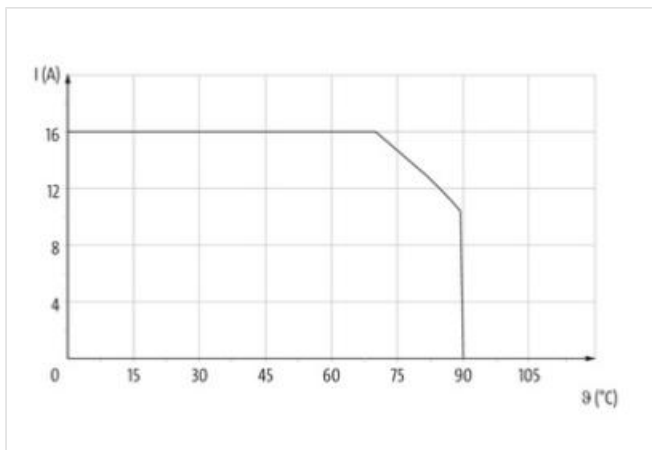
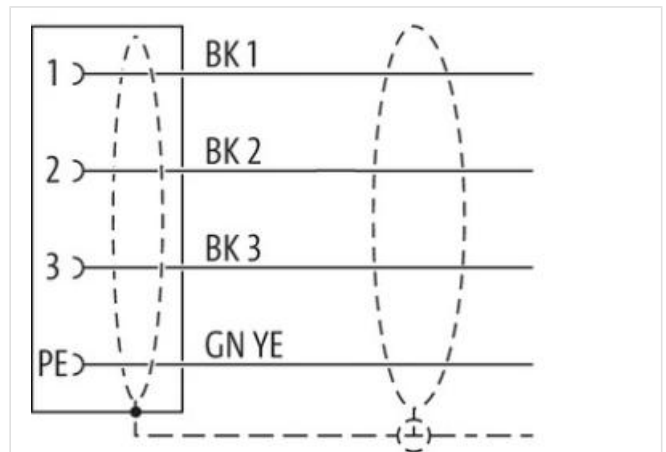
Female angled, contact carrier 90° turned  
shielded

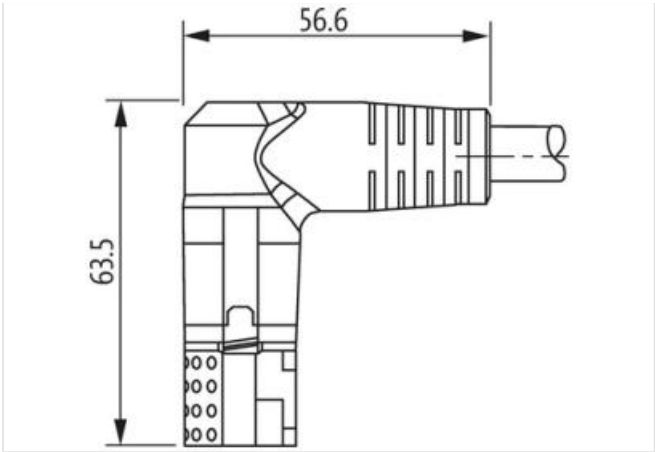
without cable sleeves

Plastic housings with good resistance against chemicals and oils.

The resistance to aggressive media should be individually tested for your application. Further details on request.

Further cable lengths on request.

[Link to Product](#)**Illustration**



Product may differ from Image



Cable length	15 m
Side 1	
Mounting method	inserted, screwed
Coating contact	silver-plated
Family construction form	MQ15
Material contact	Copper alloy
No. of poles	4
Side 2	
Stripping length (jacket)	30 mm
Commercial data	
ECLASS-6.0	27279221
ECLASS-6.1	27279218
ECLASS-7.0	27279218
ECLASS-8.0	27279218
ECLASS-9.0	27060327
ECLASS-10.1	27060311
ECLASS-11.1	27060311
ECLASS-12.0	27060327
ETIM-5.0	EC001855
customs tariff number	85444290
GTIN	4048879709927
Packaging unit	1
Electrical data   Supply	
Operating voltage AC max.	600 V
Current operating per contact max.	16 A
Diagnostics	
Status indication LED	no
Installation   Connection	
Stripping length (jacket)	30 mm
Mating cycles min.	500
Installation   Pin assignment	

Configuration fully used

#### Device protection | Electrical

Degree of protection (EN IEC 60529)	IP67
Additional condition protection degree	inserted, screwed
Pollution Degree	3
Rated surge voltage	4 kV
Material group (IEC 60664-1)	I

#### Mechanical data | Material data

Combustibility class housing (UL94)	HB
Material housing	Plastic
Material contact carrier	PA

#### Mechanical data | Mounting data

Looking techniques	bayonet-locking
--------------------	-----------------

#### Environmental characteristics | Climatic

Operating temperature min.	-25 °C
Operating temperature max.	80 °C
Additional condition temperature range	depending on cable quality

#### Installation | Cable

Cable identification	P13
Jacket Color	orange
Cable shielding (type)	copper braiding, bare
Cable shielding (coverage)	85 %
wire arrangement	black 1, black 2, black 3, green-yellow
Cable weight	149,6 g/m
Material jacket	PUR
Outer-diameter (jacket)	10,6 mm
Tolerance outer diameter (sheath)	± 5 %
Material wire insulation	TPE
Amount wires	4
Conductor crosssection (wire)	2,5 mm²
Material conductor wire	Stranded copper wire, bare
Nominal voltage power AC max.	1000 V
Power frequency withstand voltage power (wire - jacket)	4 kV
AC withstand voltage power (wire - wire)	4 kV
Min. operating temperature (static)	-50 °C
Max. operating temperature (fixed)	80 °C
Operating temperature min. (dynamic)	-35 °C
Operating temperature max. (dynamic)	70 °C
Flame resistance	UL 1581 § 1090   UL 1581 § 1100 FT2   IEC 60332-2-2
chemical resistance	Good, application-related testing
Gasoline resistance	Good, application-related testing
Oil resistance	Good, application-related testing   DIN EN 60811-404
No. of bending cycles (C-track)	5 Mio.
Bending radius (fixed)	4 x Outer diameter
Bending radius (dynamic)	7,5 x Outer diameter
Torsion stress	± 15 °/m