

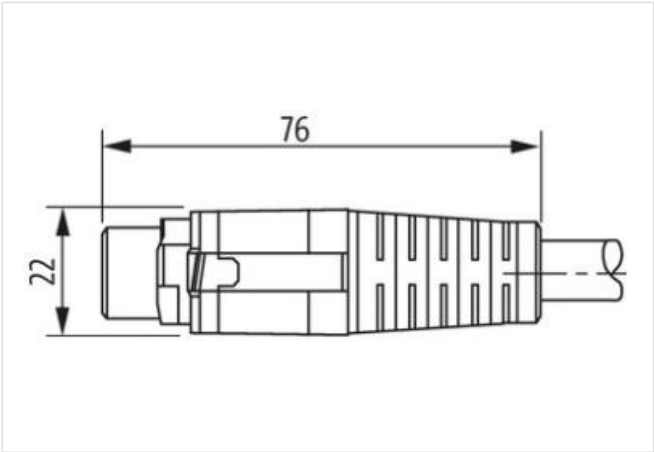
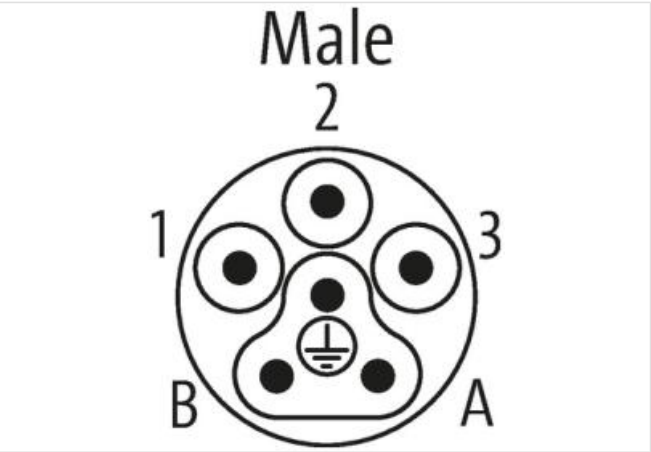
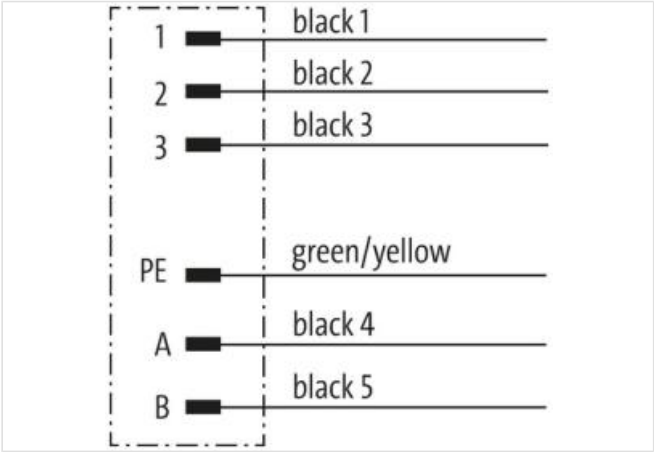
MQ15 male 0° with cable 600V AC type 3

PUR 6x2.5 bk UL/CSA+drag ch. 3m

Male straight
MQ15, 6-pole
without cable sleeves
Plastic housings with good resistance against chemicals and oils.
The resistance to aggressive media should be individually tested for your application. Further details on request.
Further cable lengths on request.

[Link to Product](#)

Illustration



Product may differ from Image

| | |
|--------------------------|-------------------|
| Cable length | 3 m |
| Side 1 | |
| Mounting method | inserted, screwed |
| Coating contact | silver-plated |
| Family construction form | MQ15 |
| Material contact | Copper alloy |
| No. of poles | 6 |
| Side 2 | |

Stripping length (jacket) 30 mm

Commercial data

| | |
|-----------------------|---------------|
| ECLASS-6.0 | 27279218 |
| ECLASS-6.1 | 27279218 |
| ECLASS-7.0 | 27279218 |
| ECLASS-8.0 | 27279218 |
| ECLASS-9.0 | 27060327 |
| ECLASS-10.1 | 27060311 |
| ECLASS-11.1 | 27060311 |
| ECLASS-12.0 | 27060327 |
| ETIM-5.0 | EC001855 |
| customs tariff number | 85444290 |
| GTIN | 4048879591072 |
| Packaging unit | 1 |

Electrical data | Supply

| | |
|--|-------|
| Operating voltage AC per power contact max. | 600 V |
| Operating voltage AC per signal contact max. | 63 V |
| Operating voltage DC per signal contact max. | 63 V |
| Operating current per power contact max. | 16 A |
| Operating current per signal contact max. | 10 A |

Diagnostics

| | |
|-----------------------|----|
| Status indication LED | no |
|-----------------------|----|

Installation | Connection

| | |
|---------------------------|-------|
| Stripping length (jacket) | 30 mm |
| Mating cycles min. | 500 |

Installation | Pin assignment

| | |
|---------------|------------|
| Configuration | fully used |
|---------------|------------|

Device protection | Electrical

| | |
|--|-------------------|
| Degree of protection (EN IEC 60529) | IP67 |
| Additional condition protection degree | inserted, screwed |
| Pollution Degree | 3 |
| Rated surge voltage | 4 kV |
| Material group (IEC 60664-1) | I |

Mechanical data | Material data

| | |
|-------------------------------------|---------|
| Combustibility class housing (UL94) | HB |
| Material housing | Plastic |
| Material contact carrier | PA |

Mechanical data | Mounting data

| | |
|--------------------|-----------------|
| Looking techniques | bayonet-locking |
|--------------------|-----------------|

Environmental characteristics | Climatic

| | |
|--|----------------------------|
| Operating temperature min. | -25 °C |
| Operating temperature max. | 80 °C |
| Additional condition temperature range | depending on cable quality |

Installation | Cable

| | |
|-----------------------------------|---|
| Cable identification | P01 |
| Jacket Color | black |
| wire arrangement | black 1, black 2, black 3, black 4, black 5, green-yellow |
| No. of bending cycles (C-track) | 5 Mio. |
| Material jacket | PUR |
| Freedom from ingredients (jacket) | halogen-free, LABS-free |

| | |
|---|--|
| Outer-diameter (jacket) | 11,1 mm |
| Tolerance outer diameter (sheath) | ± 5 % |
| Material wire insulation | TPE |
| Amount wires | 6 |
| Ingredient freeness wire insulation | halogen-free, LABS-free |
| Conductor crosssection (wire) | 2,5 mm ² |
| Material conductor wire | Stranded copper wire, bare |
| Electrical resistance line constant wire | 8 Ω/km @ 20 °C |
| Nominal voltage power AC max. | 1000 V |
| Power frequency withstand voltage power (wire - jacket) | 4 kV |
| AC withstand voltage power (wire - wire) | 4 kV |
| Min. operating temperature (static) | -40 °C |
| Max. operating temperature (fixed) | 80 °C |
| Operating temperature min. (dynamic) | -20 °C |
| Operating temperature max. (dynamic) | 60 °C |
| Flame resistance | IEC 60332-2-2 UL 1581 § 1100 FT2 UL 1581 § 1090 |
| chemical resistance | Good, application-related testing |
| Gasoline resistance | Good, application-related testing |
| Oil resistance | Good, application-related testing DIN EN 60811-404 |
| Bending radius (fixed) | 5 x Outer diameter |
| Bending radius (dynamic) | 10 x Outer diameter |
| Torsion stress | ± 15 °/m |