

**MQ15-X-Power male 0° shielded with cable**

PUR 4x2,5+2x1,5 or UL/CSA + draig chain 40m

Male straight

MQ15, 6-pole

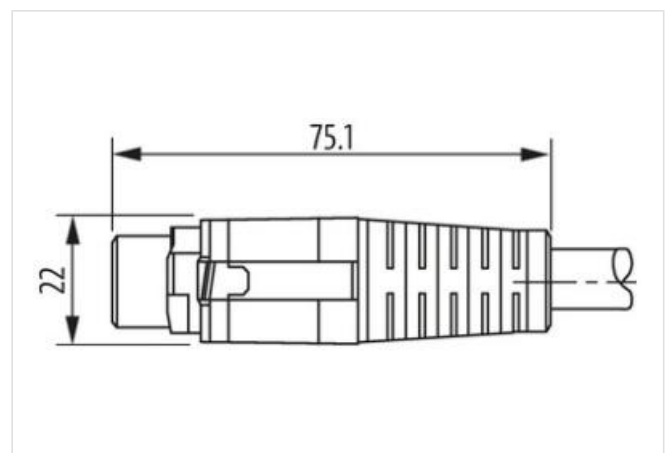
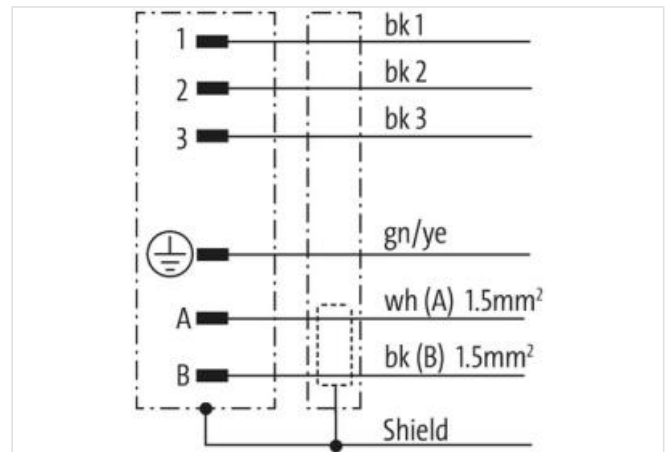

shielded

without cable sleeves

Plastic housings with good resistance against chemicals and oils.

The resistance to aggressive media should be individually tested for your application. Further details on request.

Further cable lengths on request.

[Link to Product](#)**Illustration**



Product may differ from Image



Cable length	40 m
Side 1	
Mounting method	inserted, screwed
Coating contact	silver-plated
Family construction form	MQ15
Material contact	Copper alloy
No. of poles	6
Side 2	
Stripping length (jacket)	30 mm
Commercial data	
ECLASS-6.0	27279221
ECLASS-7.0	27440104
ECLASS-8.0	27440104
ECLASS-9.0	27440102
ECLASS-10.1	27060311
ECLASS-11.1	27060311
ECLASS-12.0	27060327
ETIM-5.0	EC001576
customs tariff number	85444290
GTIN	4048879710152
Packaging unit	1
Electrical data   Supply	
Operating voltage AC per power contact max.	600 V
Operating voltage AC per signal contact max.	63 V
Operating voltage DC per signal contact max.	63 V
Operating current per power contact max.	16 A
Operating current per signal contact max.	10 A
Diagnostics	
Status indication LED	no
Installation   Connection	
Stripping length (jacket)	30 mm

Mating cycles min. 500

#### Installation | Pin assignment

Configuration fully used

#### Device protection | Electrical

Degree of protection (EN IEC 60529)	IP67
Additional condition protection degree	inserted, screwed
Pollution Degree	3
Rated surge voltage	4 kV
Material group (IEC 60664-1)	I

#### Mechanical data | Material data

Combustibility class housing (UL94)	HB
Material housing	Plastic
Material contact carrier	PA

#### Mechanical data | Mounting data

Looking techniques bayonet-locking

#### Environmental characteristics | Climatic

Operating temperature min.	-25 °C
Operating temperature max.	80 °C
Additional condition temperature range	depending on cable quality

#### Installation | Cable

Cable identification	P11
Jacket Color	orange
Cable shielding (type)	copper braiding, bare
Cable shielding (coverage)	80 %
wire arrangement	(black 1, black 2, black 3), (green-yellow, white, black)
Material jacket	PUR
Outer-diameter (jacket)	12,8 mm
Tolerance outer diameter (sheath)	± 5 %
Material wire insulation	TPE
Amount wires	4
Conductor crosssection (wire)	2,5 mm <sup>2</sup>
Material conductor wire	Stranded copper wire, bare
Conductor type (wire)	Strand class 5
Material wire insulation (Data)	TPE
Amount wires (Data)	2
Conductor crosssection wire (Data)	1,5 mm <sup>2</sup>
Material conductor wire (Data)	Stranded copper wire, bare
Wire conductor type (Data)	Strand class 5
Electrical resistance line constant wire	8,5 Ω/km @ 20 °C
Electrical resistance coating wire (Data)	14 Ω/km @ 20 °C
Nominal voltage power AC max.	1000 V
Power frequency withstand voltage power (wire - jacket)	4 kV
AC withstand voltage power (wire - wire)	4 kV
Min. operating temperature (static)	-25 °C
Max. operating temperature (fixed)	80 °C
Operating temperature min. (dynamic)	-20 °C
Operating temperature max. (dynamic)	80 °C
Flame resistance	UL 1581 § 1090   UL 1581 § 1100 FT2   IEC 60332-2-2
chemical resistance	Good, application-related testing
Gasoline resistance	Good, application-related testing
Oil resistance	DIN EN 60811-404   Good, application-related testing

The information in this Product-PDF has been compiled with the utmost care.

Liability for the correctness completeness and topicality of the information is restricted to gross negligence. Version: 2024-04-25

Murrelektronik Ltd. | 5 Albion Street, Pendlebury Industrial Estate, Swinton | Manchester M27 4FG | Fon +44 161 728 3133 | Fax +44 161 728 3130 | shop@murrelektronik.co.uk | shop.murrelektronik.co.uk

No. of bending cycles (C-track)	5 Mio.
Bending radius (fixed)	5 x Outer diameter
Bending radius (dynamic)	10 x Outer diameter
Torsion stress	± 15 °/m