

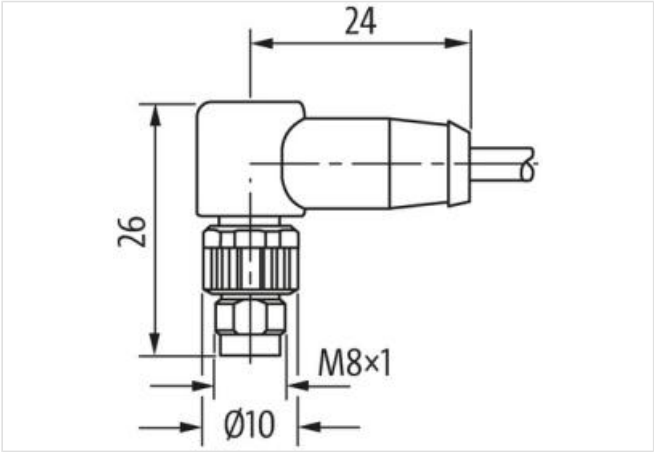

M8 male 90° with cable

PUR 8x0.14 bk 10m

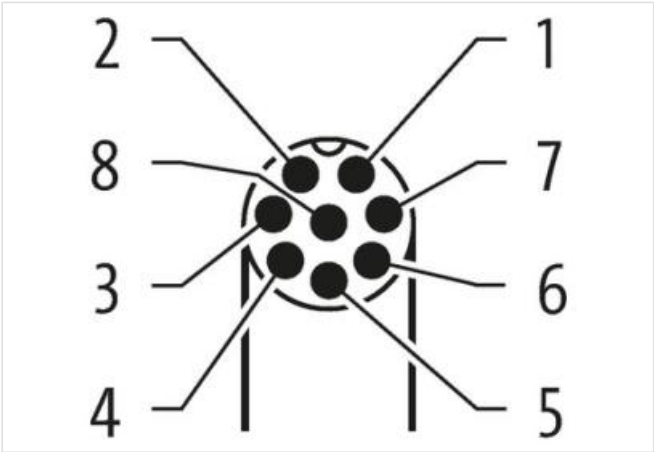
Male 90°  
M8, 8-pole  
with cable sleeves  
Plastic housings with good resistance against chemicals and oils.  
The resistance to aggressive media should be individually tested for your application. Further details on request.  
Further cable lengths on request.

Link to Product

Illustration



|   |    |
|---|----|
| 1 | WH |
| 2 | BN |
| 3 | GN |
| 4 | YE |
| 5 | GY |
| 6 | PK |
| 7 | BU |
| 8 | RD |



Product may differ from Image



Cable length 10 m

Side 1

Tightening torque 0,4 Nm

|                                     |                   |
|-------------------------------------|-------------------|
| Mounting method                     | inserted, screwed |
| Coating contact                     | gold plated       |
| Family construction form            | M8                |
| Thread                              | M8 x 1            |
| Coding                              | A                 |
| Material contact                    | Copper alloy      |
| Material                            | TPU               |
| No. of poles                        | 8                 |
| Width across flats                  | SW9               |
| Degree of protection (EN IEC 60529) | IP67              |

**Commercial data**

|                       |               |
|-----------------------|---------------|
| ECLASS-6.0            | 27279218      |
| ECLASS-7.0            | 27279218      |
| ECLASS-8.0            | 27279218      |
| ECLASS-9.0            | 27060311      |
| ECLASS-10.1           | 27060311      |
| ECLASS-11.1           | 27060311      |
| ECLASS-12.0           | 27060311      |
| ETIM-5.0              | EC001855      |
| customs tariff number | 85444290      |
| GTIN                  | 4048879745352 |
| Packaging unit        | 1             |

**Electrical data | Supply**

|                                    |       |
|------------------------------------|-------|
| Operating voltage AC max.          | 30 V  |
| Operating voltage DC max.          | 30 V  |
| Current operating per contact max. | 1,5 A |

**Diagnostics**

|                       |    |
|-----------------------|----|
| Status indication LED | no |
|-----------------------|----|

**Installation | Connection**

|                    |        |
|--------------------|--------|
| Mounting set       | M8 x 1 |
| Mating cycles min. | 100    |

**Device protection | Electrical**

|  |                   |
|--|-------------------|
| Additional condition protection degree | inserted, screwed |
| Pollution Degree                       | 3/2               |
| Insulation resistance min.             | 100 MΩ            |

**Mechanical data | Material data**

|                           |                  |
|---------------------------|------------------|
| Coating locking           | Nickeled         |
| Coating of fitting        | nickel plated    |
| Locking material          | Zinc die-casting |
| Material screw connection | Zinc die-casting |

**Mechanical data | Mounting data**

|                 |                                       |
|-----------------|---------------------------------------|
| Mounting method | inserted, screwed, Shaking protection |
|-----------------|---------------------------------------|

**Environmental characteristics | Climatic**

|  |                            |
|--|----------------------------|
| Operating temperature min.             | -25 °C                     |
| Operating temperature max.             | 80 °C                      |
| Additional condition temperature range | depending on cable quality |

**Important installation notes**

|                        |   |
|------------------------|---|
| Note on strain relief  | Protect the connectors by suitable measures from mechanical loads, e.g. by the usage of cable ties.   |
| Note on bending radius | <b>Attention:</b> Observe the permissible bending radii when laying cables, as the IP protection class can be endangered by excessive bending forces. |

**Installation | Cable**

|   |  |
|---|--|
| Cable identification                              | 696  |
| Jacket Color                                      | black  |
| Amount stranding                                  | 1  |
| Stranding   | 8 wires around Filler twisted                        |
| wire arrangement                                  | white, brown, green, yellow, gray, pink, blue, red   |
| Material jacket                                   | PUR  |
| Outer-diameter (jacket)                           | 5,5 mm   |
| Tolerance outer diameter (sheath)                 | ± 5 %  |
| Material wire insulation                          | PP   |
| Amount wires                                      | 8  |
| Outer diameter insulation                         | 1,07 mm  |
| Outer diameter tolerance core insulation          | ± 5 %  |
| Amount strands (wire)                             | 18   |
| Diameter of single wires                          | 0,1 mm   |
| Conductor crosssection (wire)                     | 0,14 mm <sup>2</sup>                                 |
| Material conductor wire                           | Stranded copper wire, bare                           |
| Conductor type (wire)                             | strand class 6                                       |
| Nominal voltage AC max.                           | 300 V  |
| Current load capacity (standard)                  | to DIN VDE 0298-4                                    |
| Current load capacity min. wire                   | 4,8 A  |
| Electrical resistance line constant wire          | 78 Ω/km @ 20 °C                                      |
| AC withstand voltage (wire - wire)                | 3 kV @ 60 s  |
| Power frequency withstand voltage (wire - jacket) | 3 kV @ 60 s  |
| Min. operating temperature (static)               | -30 °C   |
| Max. operating temperature (fixed)                | 80 °C  |
| Operating temperature min. (dynamic)              | -15 °C   |
| Operating temperature max. (dynamic)              | 80 °C  |
| Flame resistance                                  | IEC 60332-2-2   UL 1581 § 1100 FT2   UL 1581 § 1090  |
| chemical resistance                               | Good, application-related testing                    |
| Gasoline resistance                               | Good, application-related testing                    |
| Oil resistance                                    | Good, application-related testing   DIN EN 60811-404 |
| Bending radius (fixed)                            | 6 x Outer diameter                                   |
| Travel speed (C-track)                            | 2 Mio. @ 25 °C                                       |