

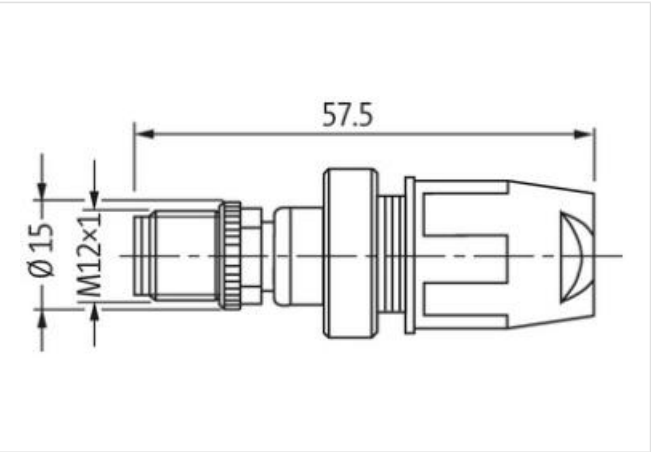
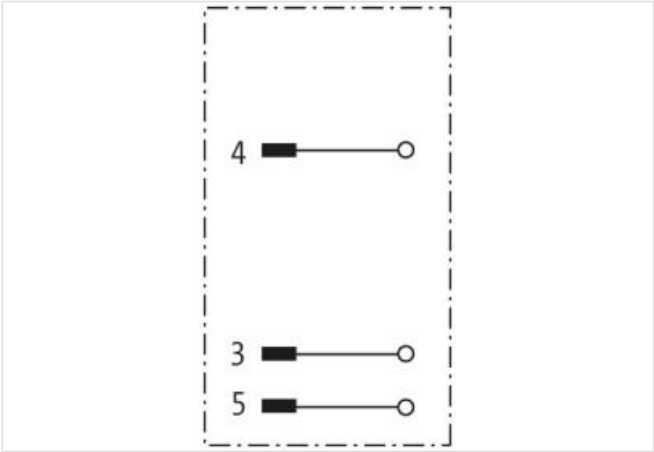
M12 male 0° A-cod. IDC

3-pol., 0.5 - 1.0mm², 5,5 - 8mm

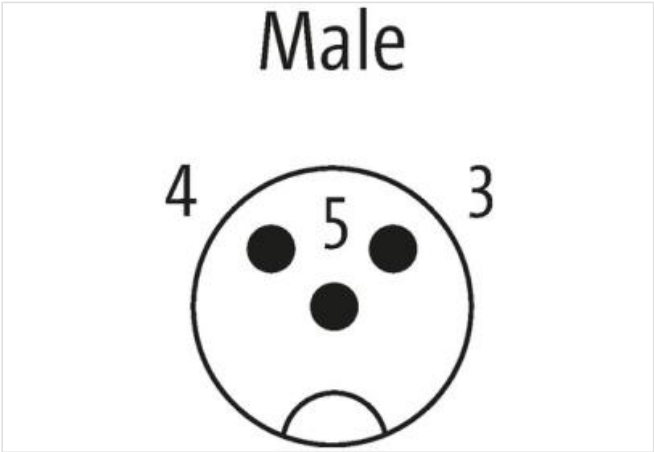
Male straight  
M12, 3-pole  
IDC terminals  
Connection cross section: 0.5...1.0 mm²  
Art-No. 7005 - M12 Lite - (plastic hexagonal screw) on request  
Plastic housings with good resistance against chemicals and oils.  
The resistance to aggressive media should be individually tested for your application. Further details on request.

Link to Product

Illustration



Product may differ from Image



Side 1

Family construction form	M12
Degree of protection (EN IEC 60529)	IP67

Commercial data

ECLASS-6.0	27279221
ECLASS-6.1	27260702
ECLASS-7.0	27440102
ECLASS-8.0	27440102

ECLASS-9.0	27440116
ECLASS-10.1	27440102
ECLASS-11.1	27440102
ECLASS-12.0	27440116
ETIM-5.0	EC002635
customs tariff number	85366990
GTIN	4048879201810
Packaging unit	1

#### Electrical data | Supply

Operating voltage AC max.	32 V
Operating voltage DC max.	32 V
Current operating per contact max.	4 A

#### Installation

Connection cross section min.	0,5 mm <sup>2</sup>
Connection cross section max.	1 mm <sup>2</sup>
Single wire diameter min.	0,1 mm

#### Installation | Connection

Wire insulation diameter min.	1,6 mm
Wire insulation diameter max.	2 mm
Tightening torque	0,6 Nm

#### Device protection | Electrical

Additional condition protection degree	inserted, screwed
--	-------------------

#### Mechanical data | Mounting data

Mounting method	inserted, screwed, Shaking protection
Clamping range min.	5,5 mm
Clamping range max.	8 mm
Height	57,3 mm
Width	22 mm
Depth	22 mm

#### Environmental characteristics | Climatic

Operating temperature min.	-25 °C
Operating temperature max.	85 °C

#### Important installation notes

Note on strain relief	Protect the connectors by suitable measures from mechanical loads, e.g. by the usage of cable ties.
Note on bending radius	<b>Attention:</b> Observe the permissible bending radii when laying cables, as the IP protection class can be endangered by excessive bending forces.