

**M12 male recept. A-cod. shielded rear**

PUR 4x0.34 shielded bk UL/CSA+drag ch. 2m

Flange male

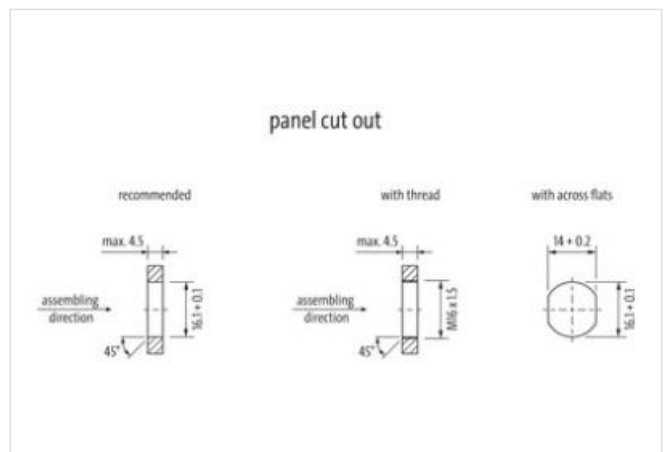
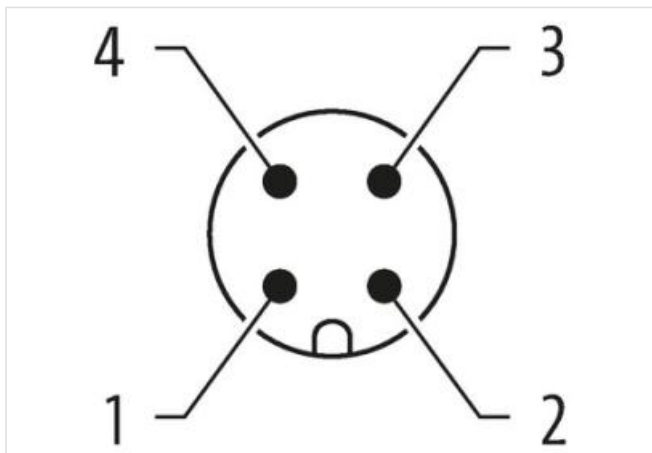
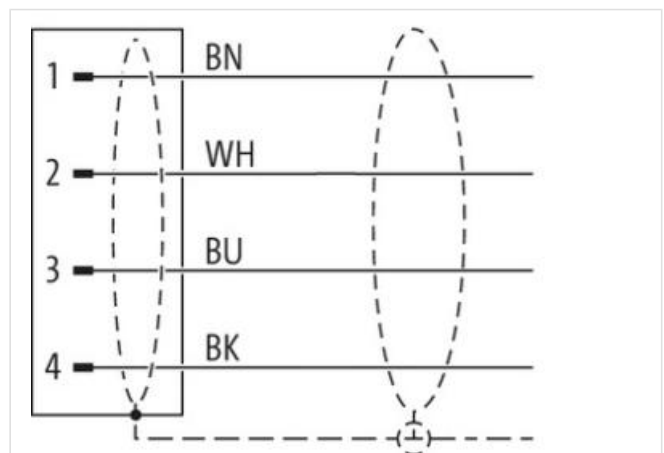
M12, 4-pole

shielded

Rear mounting

Further cable lengths on request.

The resistance to aggressive media should be individually tested for your application. Further details on request.

[Link to Product](#)**Illustration**



Product may differ from Image



Cable length	2 m
Side 1	
Tightening torque	0,6 Nm
Mounting method	inserted, screwed
Coating contact	gold plated
Family construction form	M12
Thread	M12 x 1
Coding	A
Material contact	Copper alloy
Material	Brass
No. of poles	4
Degree of protection (EN IEC 60529)	IP67
Side 2	
Stripping length (jacket)	20 mm
Commercial data	
ECLASS-6.0	27279220
ECLASS-6.1	27279220
ECLASS-7.0	27440103
ECLASS-8.0	27440103
ECLASS-9.0	27440103
ECLASS-10.1	27440103
ECLASS-11.1	27440103
ECLASS-12.0	27440103
ETIM-5.0	EC001855
customs tariff number	85444290
GTIN	4048879583640
Packaging unit	1
Electrical data   Supply	
Operating voltage AC max.	60 V
Operating voltage DC max.	60 V
Current operating per contact max.	4 A
Diagnostics	

Status indication LED no

#### Installation | Connection

Stripping length (jacket) 20 mm  
 Mounting set M16 x 1.5  
 Width across flats SW19

#### Device protection | Electrical

Protection NEMA 3, 4, 6P  
 Additional condition protection degree inserted, screwed  
 Pollution Degree 3  
 Rated surge voltage 1,5 kV  
 Material group (IEC 60664-1) I

#### Mechanical data | Material data

Coating locking nickel plated  
 Coating of fitting nickel plated  
 Locking material Brass  
 Material screw connection Brass

#### Mechanical data | Mounting data

Mounting method Schraubgewinde  
 Looking techniques Schraubgewinde

#### Environmental characteristics | Climatic

Operating temperature min. -25 °C  
 Operating temperature max. 85 °C  
 Additional condition temperature range depending on cable quality

#### Important installation notes

Note on strain relief Protect the connectors by suitable measures from mechanical loads, e.g. by the usage of cable ties.  
 Note on bending radius **Attention:** Observe the permissible bending radii when laying cables, as the IP protection class can be endangered by excessive bending forces.

#### Approvals

UL 50E yes

#### Installation | Cable

Cable identification 641  
 Cable Type 3  
 Jacket Color black  
 Type of Certificate cURus  
 Amount stranding 1  
 Stranding 4 wires twisted  
 Cable shielding (type) copper braid, tinned  
 Cable shielding (coverage) 80 %  
 Banding Fleece, Foil  
 wire arrangement brown, black, blue, white  
 Traversing distance (C-track) 5 m @ 25 °C | horizontal  
 Cable weight 50,6 g/m  
 Material jacket PUR  
 Shore hardness jacket 90 ± 5 Shore A  
 Freedom from ingredients (jacket) lead-free, cadmium-free, CFC-free, halogen-free, silicone-free  
 Outer-diameter (jacket) 5,3 mm  
 Tolerance outer diameter (sheath) ± 5 %  
 Material wire insulation PP  
 Amount wires 4  
 Outer diameter insulation 1,25 mm  
 Outer diameter tolerance core insulation ± 5 %

Shore hardness wire insulation	70 ± 5 Shore D
Ingredient freeness wire insulation	lead-free, cadmium-free, CFC-free, halogen-free, silicone-free
Amount strands (wire)	42
Diameter of single wires	0,1 mm
Conductor crosssection (wire)	0,34 mm²
Material conductor wire	Stranded copper wire, bare
Conductor type (wire)	strand class 6
Nominal voltage AC max.	300 V
Current load capacity (standard)	to DIN VDE 0298-4
Current load capacity min. wire	4,8 A
Electrical resistance line constant wire	57 Ω/km @ 20 °C
AC withstand voltage (wire - wire)	2 kV @ 60 s
Power frequency withstand voltage (wire - jacket)	2 kV @ 60 s
AC withstand voltage (wire - shield)	2 kV @ 60 s
Min. operating temperature (static)	-40 °C
Max. operating temperature (fixed)	80 °C / 90 °C @ 10000 h Operation
Operating temperature min. (dynamic)	-25 °C
Operating temperature max. (dynamic)	80 °C / 90 °C @ 10000 h Operation
UV resistance	DIN EN ISO 4892-2 A
Flame resistance	IEC 60332-2-2   UL 1581 § 1090   UL 1581 § 1100 FT2
chemical resistance	Good, application-related testing
Gasoline resistance	Good, application-related testing
Oil resistance	DIN EN 60811-404   Good, application-related testing
Bending radius (fixed)	5 x Outer diameter
Bending radius (dynamic)	10 x Outer diameter
Travel speed (C-track)	5 Mio. @ 25 °C
No. of torsion cycles	2 Mio.
Torsion stress	± 30 °/m
Torsion speed	35 cycles/min