

M12 male recept. A-cod. rear

PVC 5x0.34 gy UL/CSA 2m

Flange male

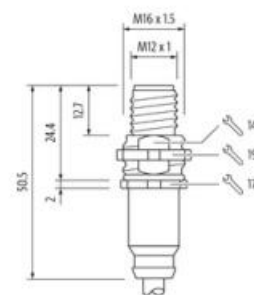
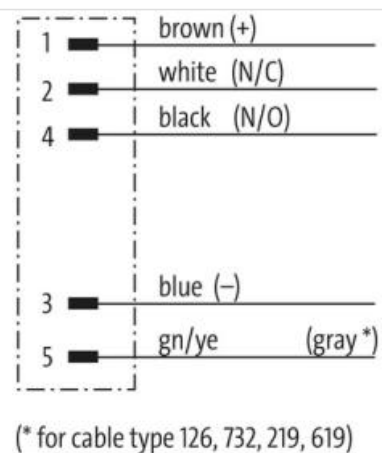
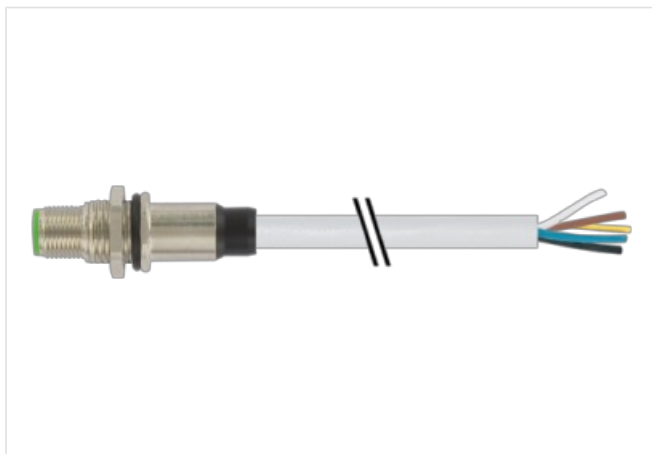
M12, 5-pole

Rear mounting

With open ended wires

Further cable lengths on request.

The resistance to aggressive media should be individually tested for your application. Further details on request.

[Link to Product](#)**Illustration**



Product may differ from Image



Cable length	2 m
Side 1	
Tightening torque	0,6 Nm
Mounting method	inserted, screwing
Coating contact	gold plated
Family construction form	M12
Thread	M12 x 1
Coding	A
Material contact	Copper alloy
Material	Brass
No. of poles	5
Degree of protection (EN IEC 60529)	IP67
Side 2	
Stripping length (jacket)	20 mm
Commercial data	
ECLASS-6.0	27279220
ECLASS-6.1	27279220
ECLASS-7.0	27440103
ECLASS-8.0	27440103
ECLASS-9.0	27440103
ECLASS-10.1	27440103
ECLASS-11.1	27440103
ECLASS-12.0	27440103
ETIM-5.0	EC001855
customs tariff number	85444290
GTIN	4048879753463
Packaging unit	1
Electrical data Supply	
Operating voltage AC max.	125 V
Operating voltage DC max.	125 V
Current operating per contact max.	4 A
Diagnostics	

Status indication LED no

Installation | Connection

Stripping length (jacket) 20 mm
 Mounting set M16 x 1.5
 Width across flats SW19

Device protection | Electrical

Protection NEMA 3, 4, 6P
 Additional condition protection degree inserted, screwed
 Pollution Degree 3
 Rated surge voltage 1,5 kV
 Material group (IEC 60664-1) I

Mechanical data | Material data

Coating locking nickel plated
 Coating of fitting nickel plated
 Locking material Brass
 Material screw connection Brass

Mechanical data | Mounting data

Mounting method Schraubgewinde
 Looking techniques Schraubgewinde

Environmental characteristics | Climatic

Operating temperature min. -25 °C
 Operating temperature max. 85 °C
 Additional condition temperature range depending on cable quality

Important installation notes

Note on strain relief Protect the connectors by suitable measures from mechanical loads, e.g. by the usage of cable ties.
 Note on bending radius **Attention:** Observe the permissible bending radii when laying cables, as the IP protection class can be endangered by excessive bending forces.

Approvals

UL 50E yes

Installation | Cable

wire arrangement brown, black, blue, white, green-yellow
 Cable identification 215
 Cable Type 1
 Jacket Color gray
 Type of Certificate cURus
 Amount stranding 1
 Stranding 5 wires around Core filler twisted
 Filler yes
 wire arrangement brown, black, blue, white, green-yellow
 Cable weight 48,4 g/m
 Material jacket PVC
 Shore hardness jacket 85 ± 5 Shore A
 Freedom from ingredients (jacket) lead-free, cadmium-free, CFC-free, silicone-free
 Outer-diameter (jacket) 5,2 mm
 Tolerance outer diameter (sheath) ± 5 %
 Material wire insulation PVC
 Amount wires 5
 Outer diameter insulation 1,25 mm
 Outer diameter tolerance core insulation ± 5 %
 Shore hardness wire insulation 45 ± 5 Shore D
 Material properties wire insulation good machinability

Ingredient freeness wire insulation	lead-free, cadmium-free, CFC-free, silicone-free
Amount strands (wire)	19
Diameter of single wires	0,15 mm
Conductor crosssection (wire)	0,34 mm ²
Material conductor wire	Stranded copper wire, bare
Conductor type (wire)	Strand class 5
Nominal voltage AC max.	300 V
Current load capacity (standard)	to DIN VDE 0298-4
Current load capacity min. wire	4,5 A
Electrical resistance line constant wire	57 Ω/km @ 20 °C
AC withstand voltage (wire - wire)	2 kV @ 60 s
Power frequency withstand voltage (wire - jacket)	2 kV @ 60 s
Min. operating temperature (static)	-30 °C
Max. operating temperature (fixed)	80 °C
Operating temperature min. (dynamic)	-5 °C
Operating temperature max. (dynamic)	80 °C
Flame resistance	IEC 60332-2-2 UL 1581 § 1100 FT2 UL 1581 § 1090
chemical resistance	Good, application-related testing
Gasoline resistance	Good, application-related testing
Oil resistance	Good, application-related testing DIN EN 60811-404
Bending radius (fixed)	5 x Outer diameter
Bending radius (dynamic)	10 x Outer diameter