

M12 female recept. A-cod. front

PUR-wires 8x0.25 0.2m

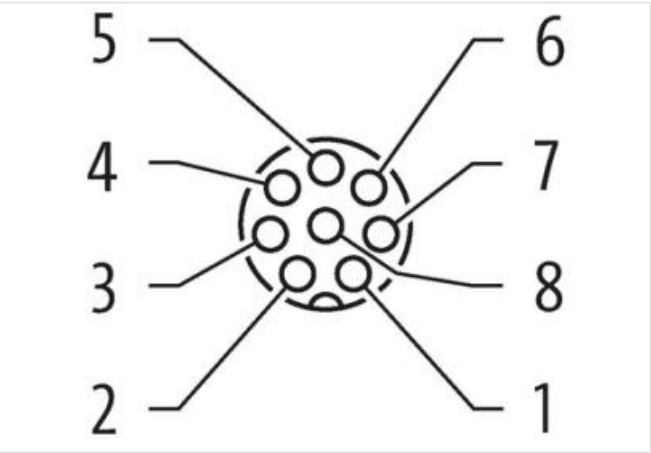
Flange female  
M12, 8-pole  
Front mounting  
with multi-strand wire

Link to Product


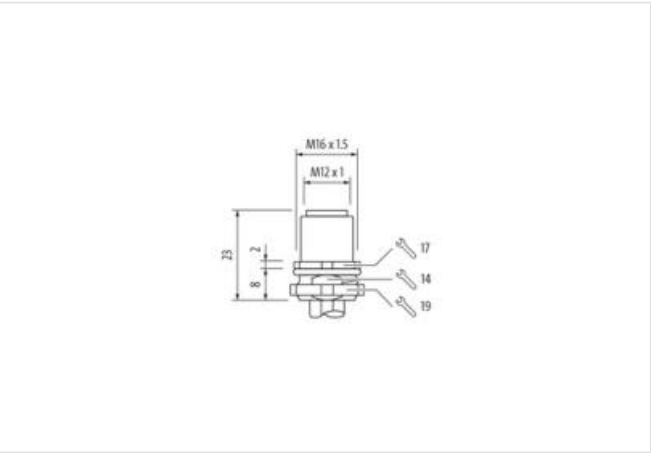
Illustration



1	WH
2	BN
3	GN
4	YE
5	GY
6	PK
7	BU
8	RD



Product may differ from Image



Cable length	0,2 m
Side 1	
Tightening torque	0,6 Nm
Mounting method	inserted, screwed
Family construction form	M12

Thread	M12 x 1
Material	Zinc die-casting
Degree of protection (EN IEC 60529)	IP67
<b>Commercial data</b>	
ECLASS-6.0	27279220
ECLASS-6.1	27279220
ECLASS-7.0	27440103
ECLASS-8.0	27440103
ECLASS-9.0	27440103
ECLASS-10.1	27440103
ECLASS-11.1	27440103
ECLASS-12.0	27440103
ETIM-5.0	EC001855
customs tariff number	85444290
GTIN	4048879195362
Packaging unit	1
<b>Electrical data   Supply</b>	
Operating voltage AC max.	30 V
Operating voltage DC max.	30 V
Current operating per contact max.	2 A
<b>Installation   Connection</b>	
Mounting set	M16 x 1.5
<b>Device protection   Electrical</b>	
Protection NEMA	3, 4, 6P
Additional condition protection degree	inserted, screwed
Rated surge voltage	0,8 kV
<b>Mechanical data   Material data</b>	
Coating of fitting	nickel plated
Material screw connection	Zinc die-casting
<b>Mechanical data   Mounting data</b>	
Mounting method	Schraubgewinde
Looking techniques	Schraubgewinde
<b>Environmental characteristics   Climatic</b>	
Operating temperature min.	-25 °C
Operating temperature max.	85 °C
Additional condition temperature range	depending on cable quality
<b>Important installation notes</b>	
Note on strain relief	Protect the connectors by suitable measures from mechanical loads, e.g. by the usage of cable ties.
Note on bending radius	<b>Attention:</b> Observe the permissible bending radii when laying cables, as the IP protection class can be endangered by excessive bending forces.
<b>Approvals</b>	
UL 50E	yes
<b>Installation   Cable</b>	
Cable identification	973
wire arrangement	white, brown, green, yellow, gray, pink, blue, red
Material wire insulation	PUR
Amount wires	8
Outer diameter insulation	1,25 mm
Conductor crosssection (wire)	0,25 mm²
Min. operating temperature (static)	-40 °C

Max. operating temperature (fixed)	90 °C
Operating temperature min. (dynamic)	-25 °C
Operating temperature max. (dynamic)	90 °C
Flame resistance	UL 1581 § 1090   IEC 60332-2-2   UL 1581 § 1100 FT2
chemical resistance	Good, application-related testing
Gasoline resistance	Good, application-related testing
Oil resistance	Good, application-related testing   DIN EN 60811-404
Bending radius (fixed)	10 x Outer diameter