

SVS VALVE PLUG FORM A 18MM FIELD-WIREABLE

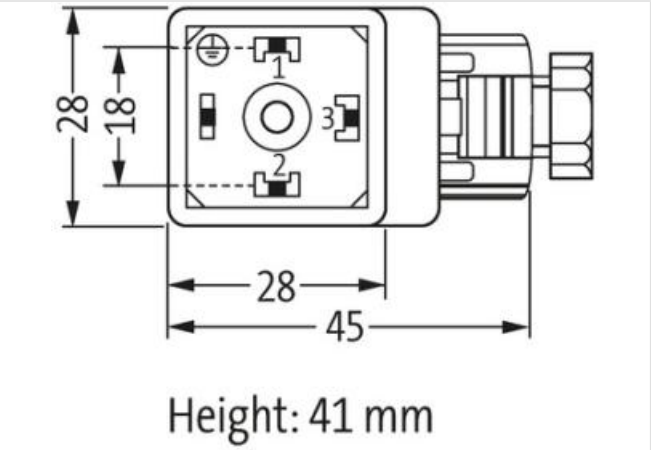
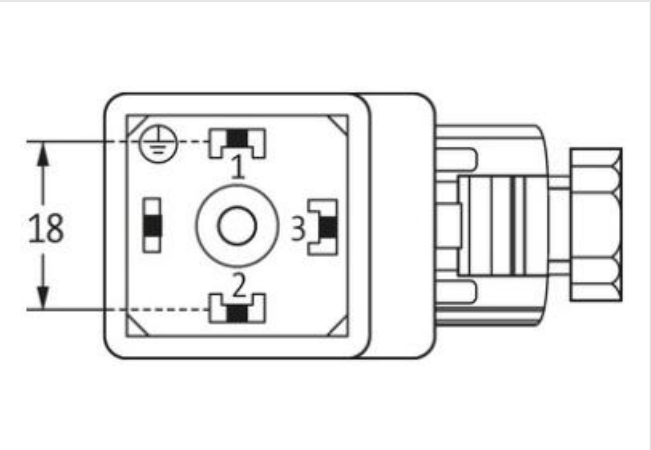
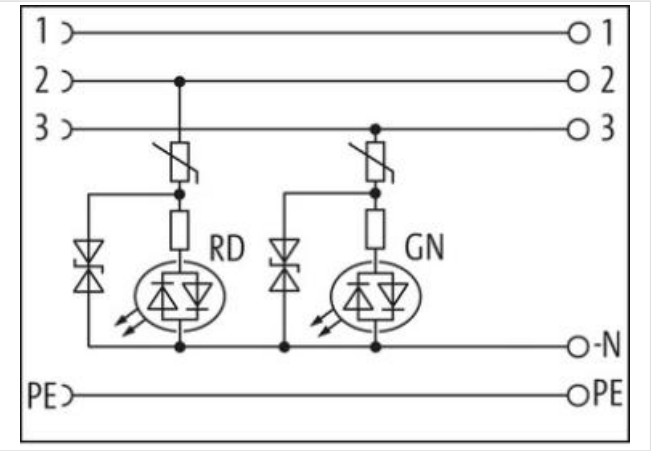
24...230V LED PG9

Form A (18 mm) for pressure switch
24...230 V AC/DC
LED red (2) green (3)
PG9

Plastic housings with good resistance against chemicals and oils.
The resistance to aggressive media should be individually tested for your application. Further details on request.

Link to Product

Illustration



Product may differ from Image



| Side 1 | |
|-------------------------------------|-------------------|
| Mounting method | inserted, screwed |
| Degree of protection (EN IEC 60529) | IP65 |
| Commercial data | |
| ECLASS-6.0 | 27279221 |

| | |
|-----------------------|---------------|
| ECLASS-7.0 | 27440104 |
| ECLASS-8.0 | 27440104 |
| ECLASS-9.0 | 27440102 |
| ECLASS-10.1 | 27440105 |
| ECLASS-11.1 | 27440105 |
| ECLASS-12.0 | 27440105 |
| ETIM-5.0 | EC002062 |
| customs tariff number | 85366990 |
| GTIN | 4048879187497 |
| Packaging unit | 1 |

Electrical data | Supply

| | |
|------------------------------------|-------|
| Operating voltage AC min. | 24 V |
| Operating voltage AC max. | 230 V |
| Operating voltage DC min. | 24 V |
| Operating voltage DC max. | 230 V |
| Current operating per contact max. | 4 A |

Diagnostics

| | |
|-----------------------|------------|
| Status indication LED | green, red |
|-----------------------|------------|

Installation

| | |
|-------------------------------|---------------------|
| Connection cross section max. | 1,5 mm ² |
|-------------------------------|---------------------|

Installation | Connection

| | |
|-------------------|--------|
| Tightening torque | 0,4 Nm |
| Mounting set | M3 |

Installation | Pin assignment

| | |
|--------------|--------|
| No. of poles | 3 + PE |
|--------------|--------|

Device protection | Electrical

| | |
|--|-------------------|
| Additional condition protection degree | inserted, screwed |
| Pollution Degree | 2 |
| Rated surge voltage | 4 kV |
| Material group (IEC 60664-1) | III |

Mechanical data | Mounting data

| | |
|---------------------|--------|
| Mounting method | PG9 |
| Clamping range min. | 5 mm |
| Clamping range max. | 9,5 mm |

Environmental characteristics | Climatic

| | |
|----------------------------|--------|
| Operating temperature min. | -20 °C |
| Operating temperature max. | 60 °C |

Important installation notes

| | |
|------------------------|---|
| Note on strain relief | Protect the connectors by suitable measures from mechanical loads, e.g. by the usage of cable ties. |
| Note on bending radius | Attention: Observe the permissible bending radii when laying cables, as the IP protection class can be endangered by excessive bending forces. |