

**Adaptor M12 male / M12 female A-cod.**

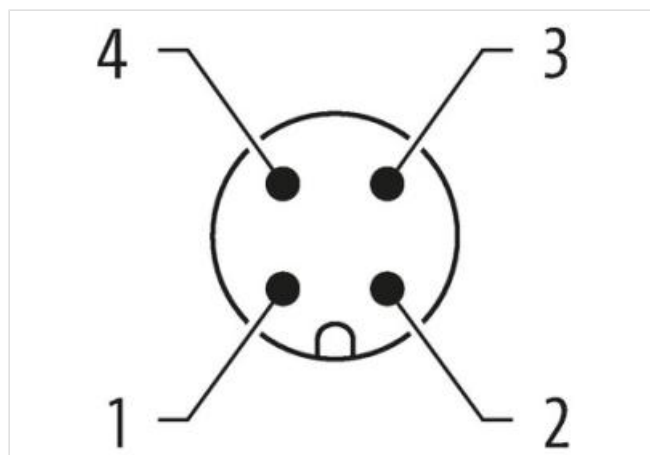
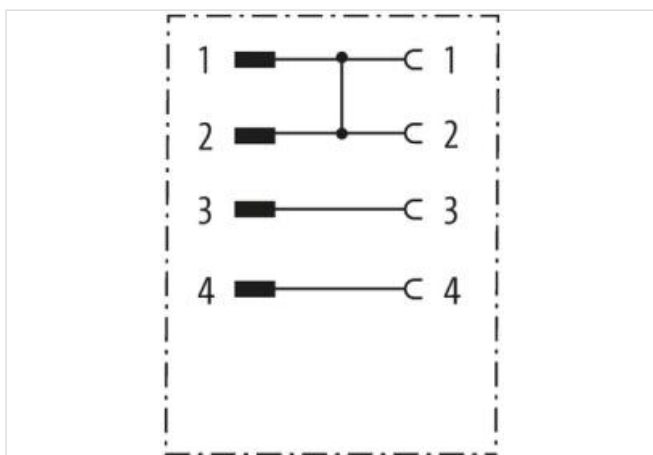
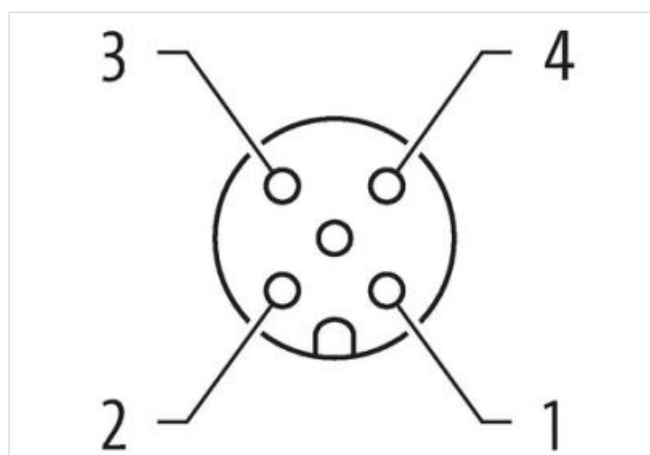
4-pol., Bridge 1-2, for Diagnose Cube67

Adapter

Male - female

M12 – M12, 4-pole (circuit diagram)

Bridge PIN 1 + 2

[Link to Product](#)**Illustration**



Product may differ from Image



Side 1	
Mounting method	inserted, screwed
Degree of protection (EN IEC 60529)	IP67
Side 2	
Mounting method	inserted, screwed
Degree of protection (EN IEC 60529)	IP67
Commercial data	
ECLASS-6.0	27143423
ECLASS-6.1	27260702
ECLASS-7.0	27440102
ECLASS-8.0	27440102
ECLASS-9.0	27440106
ECLASS-10.1	27440102
ECLASS-11.1	27440102
ECLASS-12.0	27440106
ETIM-5.0	EC001855
customs tariff number	85366990
GTIN	4048879144742
Packaging unit	1
Electrical data   Supply	
Operating voltage AC max.	250 V
Operating voltage DC max.	250 V
Operating voltage AC (UL-listed)	30 V
Operating voltage DC (UL-listed)	30 V
Current operating per contact max.	4 A
Installation   Connection	
Tightening torque	0,6 Nm
Mounting set	M12 x 1
Device protection   Electrical	
Additional condition protection degree	inserted, screwed
Pollution Degree	3
Rated insulation voltage	800 V

Rated surge voltage	2,5 kV
---------------------	--------

Material group (IEC 60664-1)	I
------------------------------	---

**Mechanical data | Material data**

Coating locking	Nickeled
-----------------	----------

Material housing	PUR
------------------	-----

Locking material	Zinc die-casting
------------------	------------------

**Mechanical data | Mounting data**

Mounting method	inserted, screwed, Shaking protection
-----------------	---------------------------------------

**Environmental characteristics | Climatic**

Operating temperature min.	-25 °C
----------------------------	--------

Operating temperature max.	85 °C
----------------------------	-------