

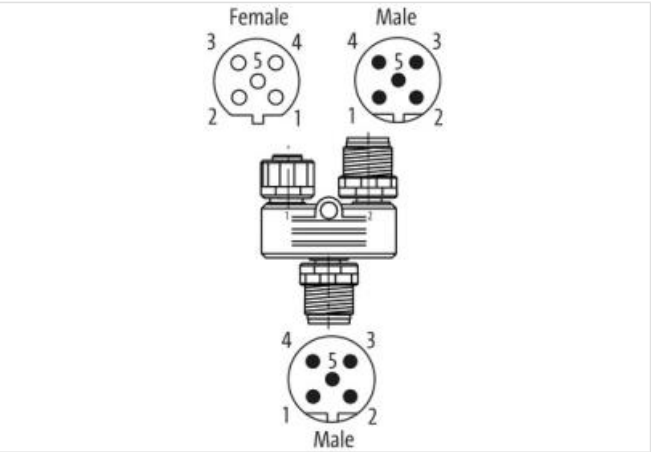
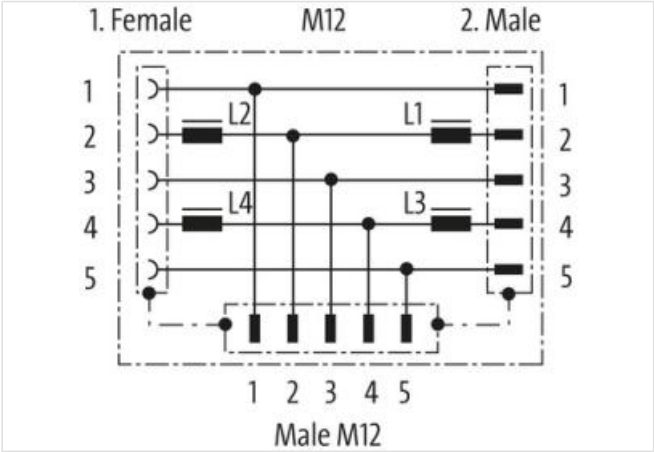
T-Coupler M12 male / M12 male + female B-cod.

5-pol., Profibus

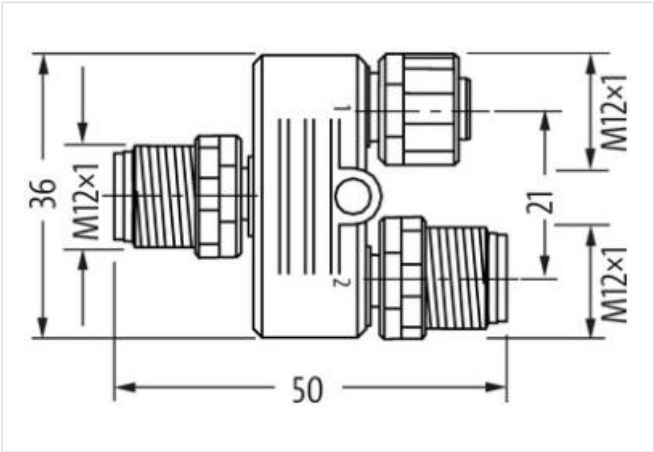
T-coupler  
Male straight – female/male straight  
M12 – M12, 5-pole  
B-coded  
shielded  
Plastic housings with good resistance against chemicals and oils.  
The resistance to aggressive media should be individually tested for your application. Further details on request.

Link to Product

Illustration



Product may differ from Image



Side 1	
Family construction form	M12
Coding	B
No. of poles	5

Width across flats SW13

<b>Side 2</b>	
Family construction form	M12
Coding	B
No. of poles	5
<b>Side 3</b>	
Family construction form	M12
Coding	B
<b>Commercial data</b>	
ECLASS-6.0	27143423
ECLASS-6.1	27279221
ECLASS-7.0	27440104
ECLASS-8.0	27440104
ECLASS-9.0	27440106
ECLASS-10.1	27440106
ECLASS-11.1	27440106
ECLASS-12.0	27440106
ETIM-5.0	EC001855
customs tariff number	85366990
GTIN	4048879141413
Packaging unit	1
<b>Electrical data   Supply</b>	
Operating voltage DC	5 V
Current operating per contact max.	0,0125 A
<b>Industrial communication</b>	
Data transmission rate max.	12 MBit/s
<b>Installation   Connection</b>	
Tightening torque	0,6 Nm
Mounting set	M12 x 1
<b>Device protection   Electrical</b>	
Degree of protection (EN IEC 60529)	IP67
Additional condition protection degree	inserted, screwed
Pollution Degree	3
Material group (IEC 60664-1)	I
<b>Mechanical data   Material data</b>	
Coating locking	Nickel
Locking material	Zinc die-casting
<b>Mechanical data   Mounting data</b>	
Mounting method	inserted, screwed, Shaking protection
<b>Environmental characteristics   Climatic</b>	
Operating temperature min.	-25 °C
Operating temperature max.	85 °C
<b>Important installation notes</b>	
Note on strain relief	Protect the connectors by suitable measures from mechanical loads, e.g. by the usage of cable ties.
Note on bending radius	<b>Attention:</b> Observe the permissible bending radii when laying cables, as the IP protection class can be endangered by excessive bending forces.