

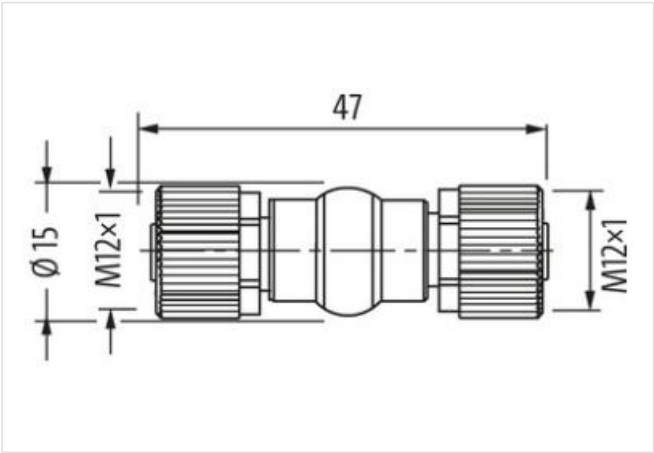
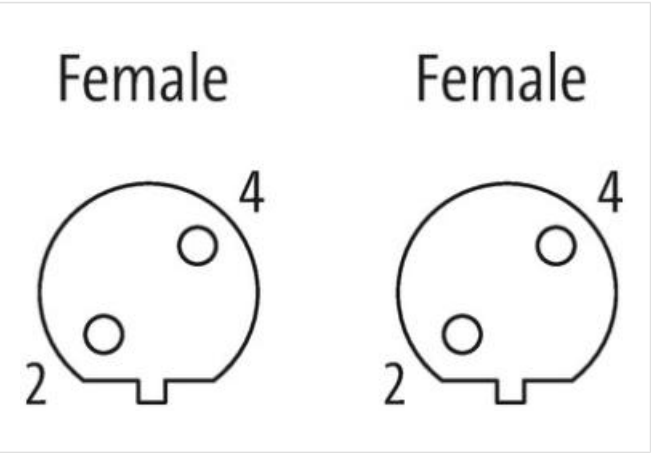
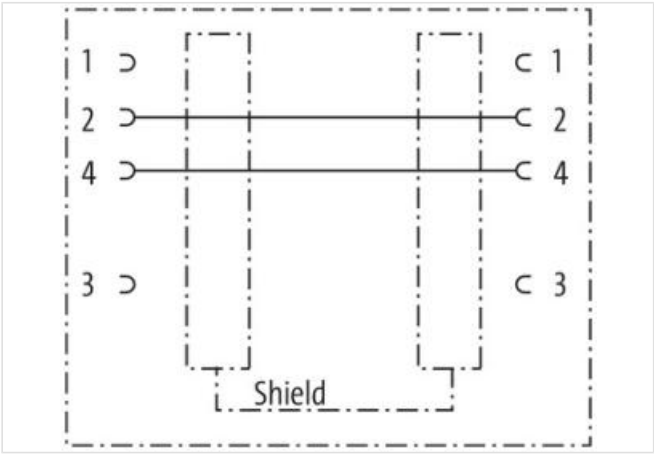
Adaptor M12 female / M12 female B-cod. shiel.

2-pol., Profibus

Adapter  
Female - female  
M12 – M12, 2-pole  
B-coded  
shielded

Link to Product

Illustration



Product may differ from Image



| Commercial data |          |
|-----------------|----------|
| ECLASS-6.0      | 27143423 |
| ECLASS-6.1      | 27279221 |
| ECLASS-7.0      | 27440104 |
| ECLASS-8.0      | 27440104 |
| ECLASS-9.0      | 27440106 |

|                       |               |
|-----------------------|---------------|
| ECLASS-10.1           | 27440106      |
| ECLASS-11.1           | 27440106      |
| ECLASS-12.0           | 27440106      |
| ETIM-5.0              | EC001855      |
| customs tariff number | 85366990      |
| GTIN                  | 4048879317634 |
| Packaging unit        | 1             |

**Electrical data | Supply**

|                                       |      |
|---------------------------------------|------|
| Operating voltage AC max.             | 60 V |
| Operating voltage DC max.             | 60 V |
| Operating voltage AC max. (UL-listed) | 30 V |
| Operating voltage DC max. (UL-listed) | 30 V |
| Current operating per contact max.    | 4 A  |

**Installation | Connection**

|                   |         |
|-------------------|---------|
| Tightening torque | 0,6 Nm  |
| Mounting set      | M12 x 1 |

**Device protection | Electrical**

|  |                   |
|--|-------------------|
| Degree of protection (EN IEC 60529)    | IP67              |
| Additional condition protection degree | inserted, screwed |
| Rated insulation voltage               | 800 V             |
| Rated surge voltage                    | 1,5 kV            |

**Mechanical data | Material data**

|                  |                  |
|------------------|------------------|
| Coating locking  | Nickeled         |
| Material housing | PUR              |
| Locking material | Zinc die-casting |

**Mechanical data | Mounting data**

|                 |                                       |
|-----------------|---------------------------------------|
| Mounting method | inserted, screwed, Shaking protection |
|-----------------|---------------------------------------|

**Environmental characteristics | Climatic**

|                            |        |
|----------------------------|--------|
| Operating temperature min. | -25 °C |
| Operating temperature max. | 85 °C  |

**Important installation notes**

|                        |   |
|------------------------|---|
| Note on strain relief  | Protect the connectors by suitable measures from mechanical loads, e.g. by the usage of cable ties.   |
| Note on bending radius | <b>Attention:</b> Observe the permissible bending radii when laying cables, as the IP protection class can be endangered by excessive bending forces. |