

**M12 male 0° / M12 female 0° D-cod. shielded**

PUR 1x4xAWG22 shielded gn UL/CSA+drag ch. 5m

Product fulfills requirements according to UN/ECE R118

Ethernet CAT5

Male straight – female straight

M12 – M12, 4-pole

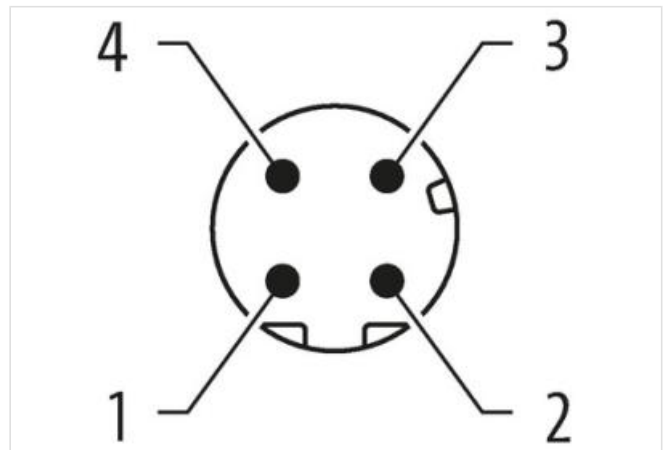
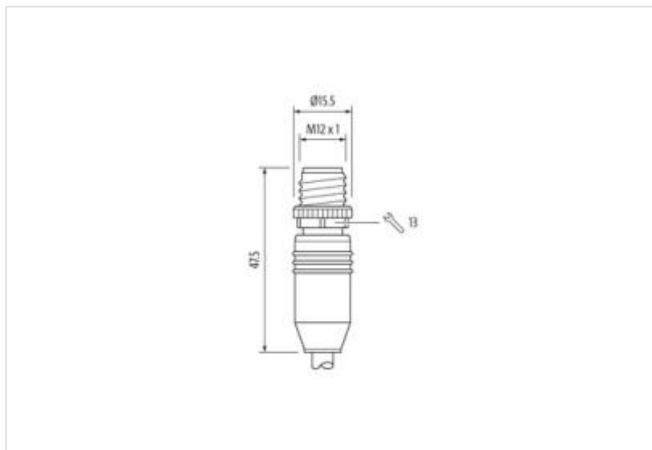
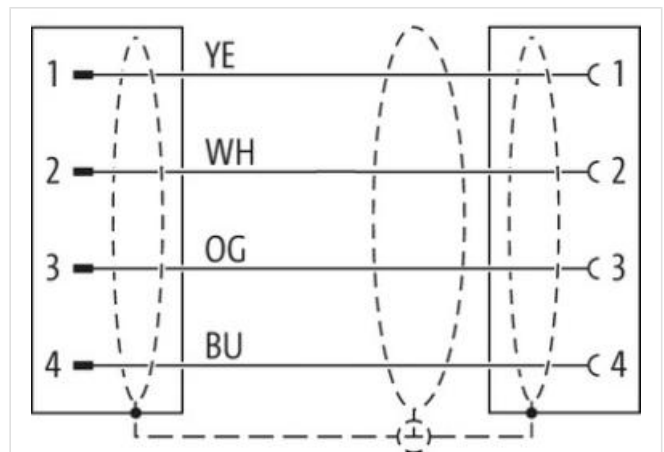
D-coded

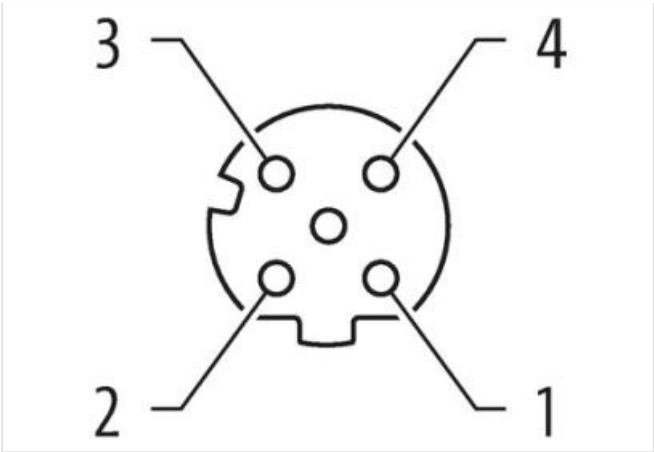
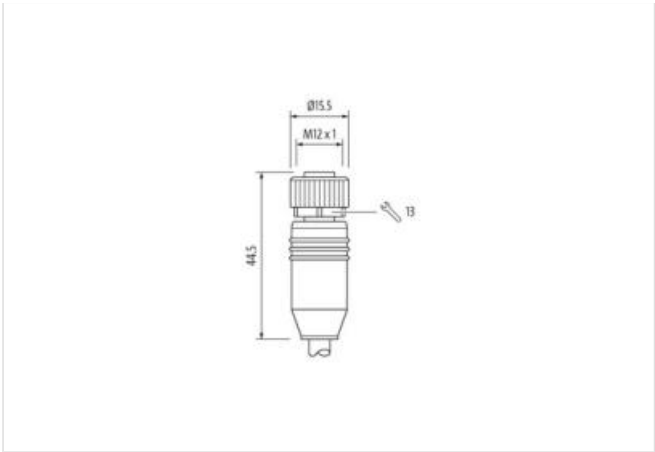
shielded

Further cable lengths on request.

Plastic housings with good resistance against chemicals and oils.

The resistance to aggressive media should be individually tested for your application. Further details on request.

[Link to Product](#)**Illustration**



Product may differ from Image



Cable length	5 m
Side 1	
Tightening torque	0,6 Nm
Mounting method	inserted, screwed
Family construction form	M12
Thread	M12 x 1
Cable outlet	straight
Coding	D
Material	PUR
No. of poles	4
Width across flats	SW13
Side 2	
Tightening torque	0,6 Nm
Mounting method	inserted, screwed
Family construction form	M12
Thread	M12 x 1
Cable outlet	straight
Coding	D
Material	PUR
No. of poles	4
Width across flats	SW13
Commercial data	
ECLASS-6.0	27061801
ECLASS-6.1	27060307
ECLASS-7.0	27060307
ECLASS-8.0	27060307
ECLASS-9.0	27060307
ECLASS-10.1	27060307
ECLASS-11.1	27060307
ECLASS-12.0	27060307
ETIM-5.0	EC002599
customs tariff number	85444290
GTIN	4048879423021

The information in this Product-PDF has been compiled with the utmost care.  
Liability for the correctness completeness and topicality of the information is restricted to gross negligence. Version: 2024-05-18

Packaging unit 1

#### Electrical data | Supply

Operating voltage DC max. 60 V  
Current operating per contact max. 1,5 A

#### Industrial communication

Transfer parameters CAT5, Class D (ISO/IEC 11801:2002), (EN 50173-1)  
Data transmission rate max. 100 MBit/s

#### Industrial communication | Ethernet functionality

duplex Full duplex

#### Device protection | Electrical

Degree of protection (EN IEC 60529) IP65, IP67, IP66K  
Additional condition protection degree inserted, screwed  
Pollution Degree 3  
Rated surge voltage 1,5 kV  
Material group (IEC 60664-1) I

#### Mechanical data

Contour for corrugated hose without

#### Mechanical data | Material data

Coating locking Nickeled  
Locking material Zinc die-casting

#### Mechanical data | Mounting data

Mounting method inserted, screwed, Shaking protection

#### Environmental characteristics | Climatic

Operating temperature min. -25 °C  
Operating temperature max. 85 °C  
Additional condition temperature range depending on cable quality

#### Important installation notes

Note on strain relief Protect the connectors by suitable measures from mechanical loads, e.g. by the usage of cable ties.  
Note on bending radius **Attention:** Observe the permissible bending radii when laying cables, as the IP protection class can be endangered by excessive bending forces.

#### Conformity

Product standard DIN EN 61076-2-101 (M12)

#### Installation | Cable

Cable identification 796  
Jacket Color green  
Type of Certificate cURus  
Amount stranding 1  
Stranding 4 wires around Core filler twisted  
Cable shielding (type) copper braid, tinned  
Cable shielding (coverage) 85 %  
Banding Fleece, Foil  
Filler yes  
wire arrangement white, yellow, blue, orange  
Cable weight 69,3 g/m  
Material jacket PUR  
Shore hardness jacket 89 Shore A  
Freedom from ingredients (jacket) lead-free, cadmium-free, CFC-free, halogen-free, silicone-free  
Outer-diameter (jacket) 6,7 mm  
Tolerance outer diameter (sheath) ± 5 %  
Material inner jacket FRNC

Color (inner jacket)	natur
Material wire insulation	PE
Amount wires	4
Outer diameter insulation	1,4 mm
Outer diameter tolerance core insulation	± 5 %
Shore hardness wire insulation	65 Shore D
Ingredient freeness wire insulation	lead-free, CFC-free, halogen-free
Amount strands (wire)	7
Diameter of single wires	22 AWG
Conductor crosssection (wire)	22 AWG
Material conductor wire	Stranded copper wire, bare
Traversing distance (C-track)	5 m @ 25 °C
Travel speed (C-track)	3 Mio. @ 25 °C
Travel speed (C-track)	3,3 m/s @ 25 °C
Nominal voltage AC max.	300 V
Current load capacity (standard)	to DIN VDE 0298-4
Current load capacity min. wire	4,8 A
Characteristic impedance	100 Ω ± 15 % @ 100 MHz
Electrical resistance line constant wire	55 Ω/km @ 20 °C
AC withstand voltage (wire - wire)	2 kV @ 60 s
Electrical capacity line constant (wire - wire)	50000 pF/km
Power frequency withstand voltage (wire - jacket)	2 kV @ 60 s
AC withstand voltage (wire - shield)	2 kV @ 60 s
Loop resistance	5000 MΩ × km
Min. operating temperature (static)	-40 °C
Max. operating temperature (fixed)	80 °C
Operating temperature min. (dynamic)	-30 °C
Operating temperature max. (dynamic)	70 °C
Flame resistance	IEC 60332-2-2   UL 1581 § 1090   UL 1581 § 1100 FT2
chemical resistance	Good, application-related testing
Gasoline resistance	Good, application-related testing
Oil resistance	DIN EN 60811-404   Good, application-related testing
Bending radius (fixed)	5 x Outer diameter
Bending radius (dynamic)	12 x Outer diameter
No. of torsion cycles	1 Mio. 25 °C
Torsion stress	± 180 °/m