

## M12-PANEL FEED THROUGH 8POLE A CODED

Control cabinet entry system

Male - female

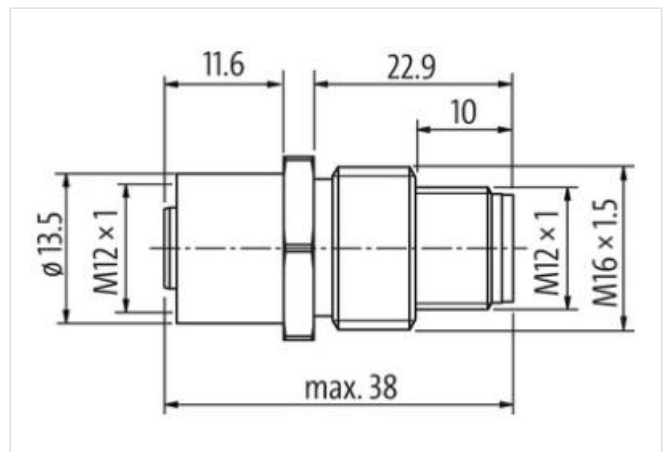
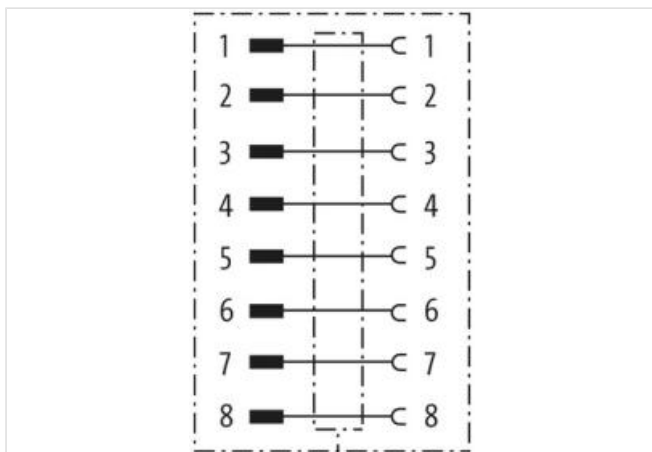
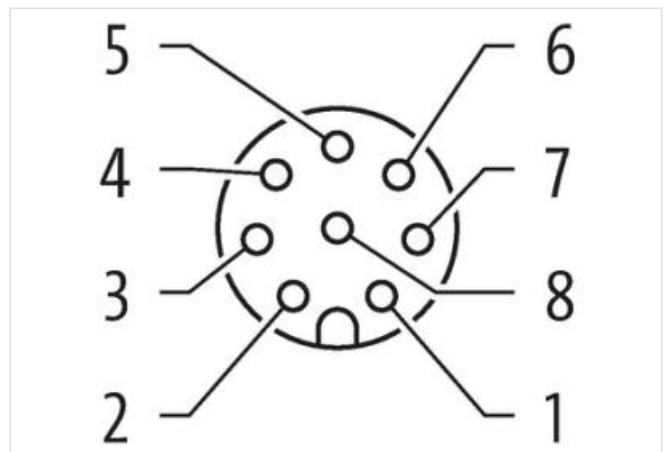

M12, 8-pole

A-coded

shielded

### [Link to Product](#)

#### Illustration





Product may differ from Image



Side 1	
Family construction form	M12
Coding	A
Side 2	
Family construction form	M12
Coding	A
Commercial data	
ECLASS-6.0	27279220
ECLASS-6.1	27279220
ECLASS-7.0	27440103
ECLASS-8.0	27440103
ECLASS-9.0	27440109
ECLASS-10.1	27440109
ECLASS-11.1	27440109
ECLASS-12.0	27440109
ETIM-5.0	EC001855
customs tariff number	85366990
GTIN	4048879138871
Packaging unit	1
Electrical data   Supply	
Operating voltage AC max.	30 V
Operating voltage DC max.	30 V
Operating voltage AC max. (UL-listed)	30 V
Operating voltage DC max. (UL-listed)	30 V
Current operating per contact max.	2 A
Installation   Connection	
Tightening torque	0,6 Nm
Mounting set	M16 x 1.5
Device protection   Electrical	
Degree of protection (EN IEC 60529)	IP65, IP67
Protection NEMA	3, 4, 6P

Additional condition protection degree	inserted, screwed
Pollution Degree	3
Rated surge voltage	1,5 kV
Material group (IEC 60664-1)	I

**Mechanical data | Material data**

Coating housing	nickel plated
Material housing	Brass

**Mechanical data | Mounting data**

Mounting method	inserted, screwed, Shaking protection
-----------------	---------------------------------------

**Environmental characteristics | Climatic**

Operating temperature min.	-25 °C
Operating temperature max.	85 °C

**Important installation notes**

Note on strain relief	Protect the connectors by suitable measures from mechanical loads, e.g. by the usage of cable ties.
Note on bending radius	<b>Attention:</b> Observe the permissible bending radii when laying cables, as the IP protection class can be endangered by excessive bending forces.

**Approvals**

UL 50E	yes
--------	-----