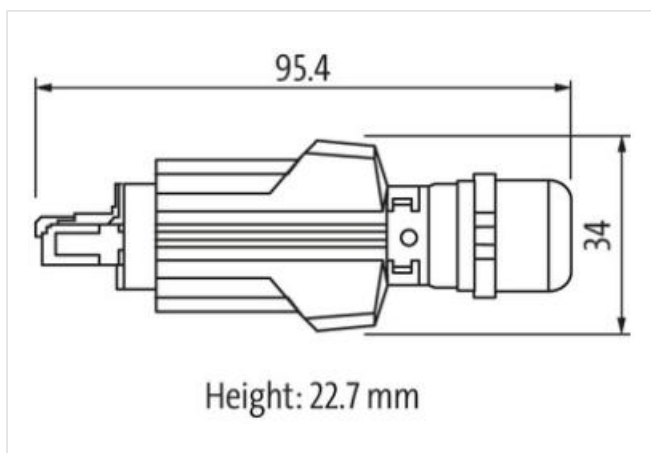
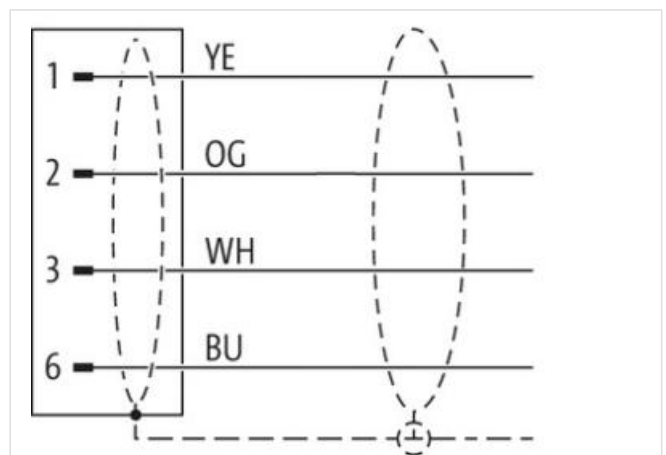



**RJ45 Push Pull male 0° with cable**

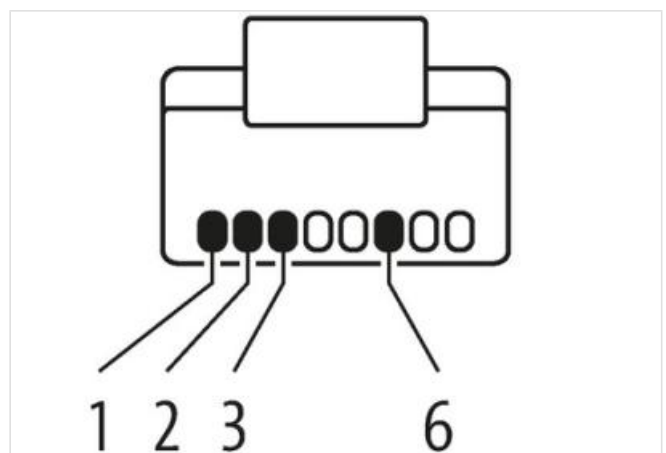
PUR 1x4xAWG22 shielded gn UL/CSA 7,5m

Male straight  
RJ45PP, 4-pole  
shielded

Plastic housings with good resistance against chemicals and oils.  
The resistance to aggressive media should be individually tested for your application. Further details on request.  
Further cable lengths on request.

[Link to Product](#)**Illustration**

Product may differ from Image



Cable length

7,5 m

**Side 1**

|   |   |
|---|---|
| Family construction form                        | RJ45  |
| Degree of protection (EN IEC 60529)             | IP65, IP67  |
| <b>Commercial data</b>                          |   |
| ECLASS-6.0                                      | 27061801  |
| ECLASS-6.1                                      | 27060307  |
| ECLASS-7.0                                      | 27060307  |
| ECLASS-8.0                                      | 27060307  |
| ECLASS-9.0                                      | 27060307  |
| ECLASS-10.1                                     | 27060307  |
| ECLASS-11.1                                     | 27060307  |
| ECLASS-12.0                                     | 27060307  |
| ETIM-5.0  | EC002599  |
| customs tariff number                           | 85444210  |
| GTIN  | 4065909000403   |
| Packaging unit                                  | 1   |
| <b>Electrical data   Supply</b>                 |   |
| Operating voltage DC max.                       | 60 V  |
| Current operating per contact max.              | 1,5 A   |
| <b>Industrial communication</b>                 |   |
| Transfer parameters                             | CAT5, Class D (ISO/IEC 11801)   |
| Data transmission rate max.                     | 100 MBit/s  |
| <b>Device protection   Electrical</b>           |   |
| Pollution Degree                                | 3   |
| Rated surge voltage                             | 1 kV  |
| Material group (IEC 60664-1)                    | I   |
| <b>Mechanical data</b>                          |   |
| Contour for corrugated hose                     | without   |
| <b>Mechanical data   Material data</b>          |   |
| Coating locking                                 | Nickeled  |
| Locking material                                | Zinc die-casting  |
| <b>Mechanical data   Mounting data</b>          |   |
| Looking techniques                              | Push Pull   |
| <b>Environmental characteristics   Climatic</b> |   |
| Operating temperature min.                      | -40 °C  |
| Operating temperature max.                      | 70 °C   |
| Additional condition temperature range          | depending on cable quality  |
| <b>Important installation notes</b>             |   |
| Note on strain relief                           | Protect the connectors by suitable measures from mechanical loads, e.g. by the usage of cable ties.   |
| Note on bending radius                          | <b>Attention:</b> Observe the permissible bending radii when laying cables, as the IP protection class can be endangered by excessive bending forces. |
| <b>Installation   Cable</b>                     |   |
| Cable identification                            | 794   |
| Jacket Color                                    | green   |
| Type of Certificate                             | cURus   |
| Amount stranding                                | 1   |
| Stranding                                       | 4 wires around Filler twisted   |
| Cable shielding (type)                          | copper braid, tinned  |
| Cable shielding (coverage)                      | 85 %  |
| Banding   | Fleece, Foil  |
| Filler  | yes   |

|   |  |
|---|--|
| wire arrangement                                  | white, yellow, blue, orange                                    |
| Cable weight                                      | 75,87 g/m  |
| Material jacket                                   | PUR  |
| Shore hardness jacket                             | 89 Shore A   |
| Freedom from ingredients (jacket)                 | lead-free, cadmium-free, CFC-free, halogen-free, silicone-free |
| Outer-diameter (jacket)                           | 6,7 mm   |
| Tolerance outer diameter (sheath)                 | ± 5 %  |
| Material inner jacket                             | FRNC   |
| Color (inner jacket)                              | white  |
| Material wire insulation                          | PE   |
| Amount wires                                      | 4  |
| Outer diameter insulation                         | 1,55 mm  |
| Outer diameter tolerance core insulation          | ± 5 %  |
| Shore hardness wire insulation                    | 65 Shore D   |
| Ingredient freeness wire insulation               | lead-free, CFC-free, halogen-free                              |
| Amount strands (wire)                             | 7  |
| Diameter of single wires                          | 22 AWG   |
| Conductor crosssection (wire)                     | 22 AWG   |
| Material conductor wire                           | Stranded copper wire, bare                                     |
| Nominal voltage AC max.                           | 300 V  |
| Current load capacity (standard)                  | to DIN VDE 0298-4  |
| Current load capacity min. wire                   | 4,8 A  |
| Characteristic impedance                          | 100 Ω ± 15 %   |
| Electrical resistance line constant wire          | 55 Ω/km @ 20 °C  |
| AC withstand voltage (wire - wire)                | 2 kV @ 60 s  |
| Electrical capacity line constant (wire - wire)   | 52000 pF/km  |
| Power frequency withstand voltage (wire - jacket) | 2 kV @ 60 s  |
| AC withstand voltage (wire - shield)              | 2 kV @ 60 s  |
| Min. operating temperature (static)               | -40 °C   |
| Max. operating temperature (fixed)                | 80 °C  |
| Operating temperature min. (dynamic)              | -30 °C   |
| Operating temperature max. (dynamic)              | 70 °C  |
| Flame resistance                                  | UL 1581 § 1090   IEC 60332-2-2   UL 1581 § 1100 FT2            |
| chemical resistance                               | Good, application-related testing                              |
| Gasoline resistance                               | Good, application-related testing                              |
| Oil resistance                                    | Good, application-related testing   DIN EN 60811-404           |
| Bending radius (fixed)                            | 6 x Outer diameter   |
| Bending radius (dynamic)                          | 12 x Outer diameter  |