

**M12 Power male recept. L-cod. front**

PUR-wires 5x1.5 0.2m

Power

Flange male

M12, 5-pole

L-coded

Front mounting

with multi-strand wire

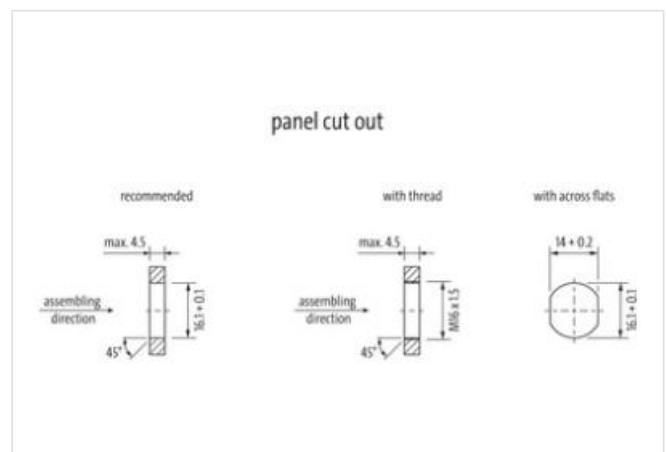
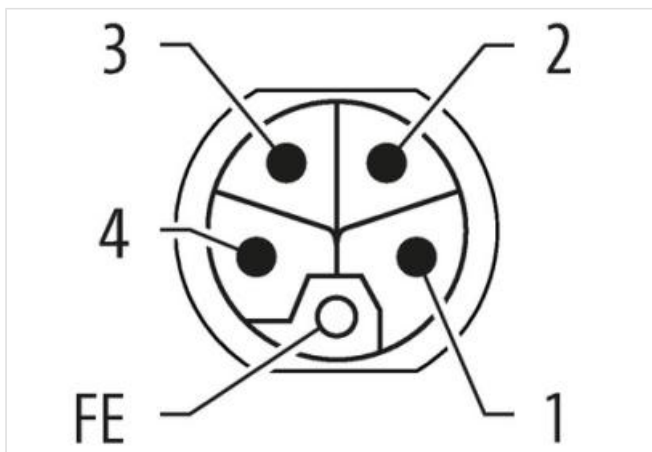
Good chemical and oil resistance (oil resistance does not apply to use with PVC cable)

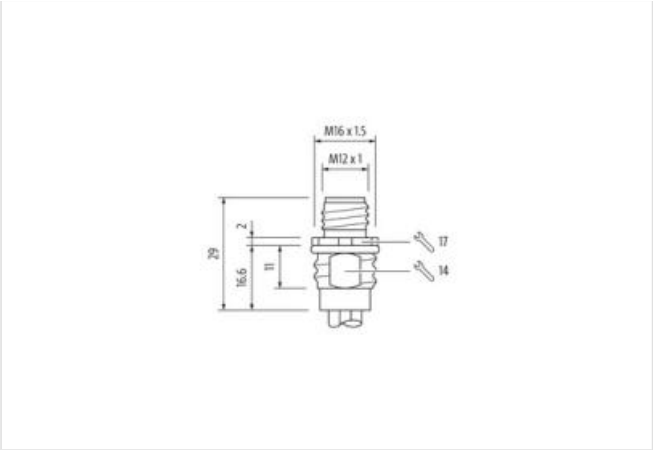
The resistance to aggressive media should be individually tested for your application. Further details on request.

Further cable lengths on request.

[Link to Product](#)**Illustration**

|    |    |
|----|----|
| 1  | BN |
| 2  | WH |
| 3  | BU |
| 4  | BK |
| FE | GY |





Product may differ from Image



|  |                  |
|--|------------------|
| Cable length                           | 0,2 m            |
| Side 1                                 |                  |
| Tightening torque                      | 0,6 Nm           |
| Family construction form               | M12P             |
| Thread                                 | M12 x 1          |
| Coding                                 | L                |
| No. of poles                           | 5                |
| Degree of protection (EN IEC 60529)    | IP65, IP67       |
| Commercial data                        |                  |
| ECLASS-6.0                             | 27279220         |
| ECLASS-7.0                             | 27440103         |
| ECLASS-8.0                             | 27440103         |
| ECLASS-9.0                             | 27440103         |
| ECLASS-10.1                            | 27440103         |
| ECLASS-11.1                            | 27440103         |
| ECLASS-12.0                            | 27440103         |
| ETIM-5.0                               | EC002061         |
| customs tariff number                  | 85444290         |
| GTIN                                   | 4048879593793    |
| Packaging unit                         | 1                |
| Electrical data   Supply               |                  |
| Operating voltage DC max.              | 63 V             |
| Current operating per contact max.     | 12 A             |
| Diagnostics                            |                  |
| Status indication LED                  | no               |
| Installation   Connection              |                  |
| Mounting set                           | M16 x 1.5        |
| Width across flats                     | SW17             |
| Device protection   Electrical         |                  |
| Protection NEMA                        | 3, 4, 6P         |
| Additional condition protection degree | screwed, mounted |

|   |   |
|---|---|
| Pollution Degree                                | 3   |
| Rated surge voltage                             | 1,5 kV  |
| Material group (IEC 60664-1)                    | I   |
| <b>Mechanical data</b>                          |   |
| Contour for corrugated hose                     | without   |
| <b>Mechanical data   Material data</b>          |   |
| Coating housing                                 | nickel plated   |
| Coating locking                                 | nickel plated   |
| Material housing                                | Brass   |
| Locking material                                | Brass   |
| <b>Mechanical data   Mounting data</b>          |   |
| Mounting method                                 | inserted, screwed   |
| <b>Environmental characteristics   Climatic</b> |   |
| Operating temperature min.                      | -25 °C  |
| Operating temperature max.                      | 85 °C   |
| Additional condition temperature range          | depending on cable quality  |
| <b>Important installation notes</b>             |   |
| Note on strain relief                           | Protect the connectors by suitable measures from mechanical loads, e.g. by the usage of cable ties.   |
| Note on bending radius                          | <b>Attention:</b> Observe the permissible bending radii when laying cables, as the IP protection class can be endangered by excessive bending forces. |
| <b>Conformity</b>                               |   |
| Product standard                                | IEC 61076-2-111   |
| <b>Approvals</b>                                |   |
| UL 50E  | yes   |
| <b>Resistances   Cable</b>                      |   |
| wire arrangement                                | brown, black, blue, white, gray   |
| Cable identification                            | 980   |
| wire arrangement                                | brown, black, blue, white, gray   |
| Material wire insulation                        | PUR   |
| Amount wires                                    | 5   |
| Outer diameter insulation                       | 2,4 mm  |
| Outer diameter tolerance core insulation        | ± 5 %   |
| Amount strands (wire)                           | 30  |
| Diameter of single wires                        | 0,25 mm   |
| Conductor crosssection (wire)                   | 1,5 mm <sup>2</sup>   |
| Material conductor wire                         | copper stranded wire, tinned  |
| Conductor type (wire)                           | Strand class 5  |
| Min. operating temperature (static)             | -40 °C  |
| Max. operating temperature (fixed)              | 90 °C   |
| Operating temperature min. (dynamic)            | -25 °C  |
| Operating temperature max. (dynamic)            | 90 °C   |
| Flame resistance                                | UL 1581 § 1100 FT2   UL 1581 § 1090   IEC 60332-2-2   |
| chemical resistance                             | Good, application-related testing   |
| Gasoline resistance                             | Good, application-related testing   |
| Oil resistance                                  | DIN EN 60811-404   Good, application-related testing  |