

**M12 Power male recept. T-cod. front**

PUR-wires 4x1.5 0.5m

Power

Flange male

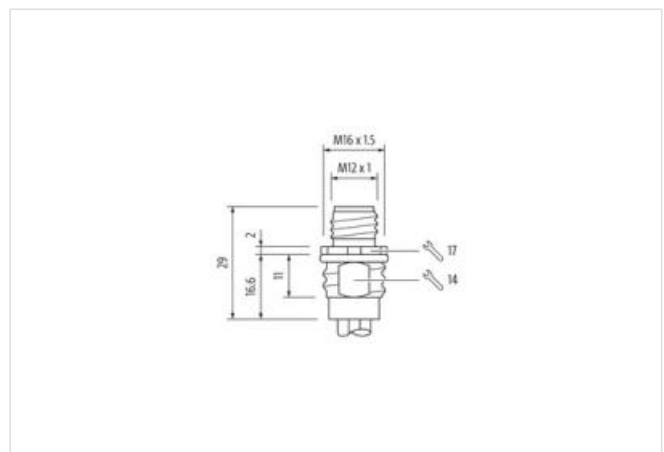
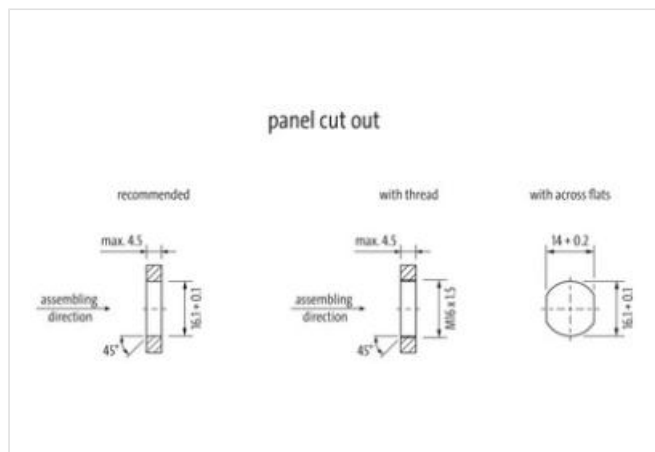
M12, 4-pole

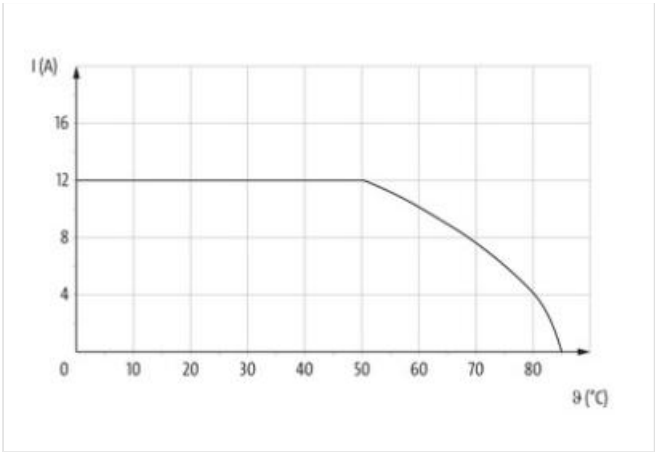
T-coded

Front mounting

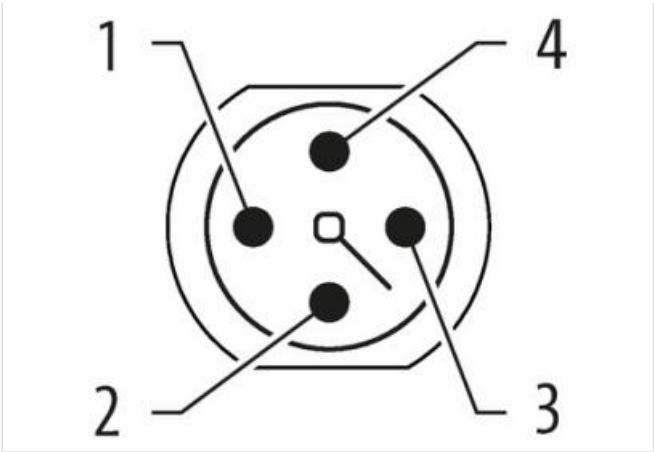
with multi-strand wire

The resistance to aggressive media should be individually tested for your application. Further details on request.  
Further cable lengths on request.

[Link to Product](#)**Illustration**



Product may differ from Image



Cable length	0,5 m
Side 1	
Tightening torque	0,6 Nm
Family construction form	M12P
Thread	M12 x 1
Coding	T
No. of poles	4
Degree of protection (EN IEC 60529)	IP65, IP67
Commercial data	
ECLASS-6.0	27279220
ECLASS-6.1	27279220
ECLASS-7.0	27440103
ECLASS-8.0	27440103
ECLASS-9.0	27440103
ECLASS-10.1	27440103
ECLASS-11.1	27440103
ECLASS-12.0	27440103
ETIM-5.0	EC002061
customs tariff number	85444290
GTIN	4048879909310
Packaging unit	1
Electrical data   Supply	
Operating voltage DC max.	63 V
Current operating per contact max.	12 A
Installation   Connection	
Mounting set	M16 x 1.5
Width across flats	SW17
Device protection   Electrical	
Protection NEMA	3, 4, 6P
Additional condition protection degree	screwed, mounted
Pollution Degree	3
Rated surge voltage	1,5 kV

Material group (IEC 60664-1) I

**Mechanical data | Material data**

Coating locking	nickel plated
Locking material	Brass

**Mechanical data | Mounting data**

Mounting method	inserted, screwed
-----------------	-------------------

**Environmental characteristics | Climatic**

Operating temperature min.	-25 °C
Operating temperature max.	85 °C
Additional condition temperature range	depending on cable quality

**Important installation notes**

Note on strain relief	Protect the connectors by suitable measures from mechanical loads, e.g. by the usage of cable ties.
Note on bending radius	<b>Attention:</b> Observe the permissible bending radii when laying cables, as the IP protection class can be endangered by excessive bending forces.

**Approvals**

UL 50E	yes
--------	-----

**Resistances | Cable**

Cable identification	944
wire arrangement	brown, black, blue, white
Material wire insulation	PUR
Amount wires	4
Outer diameter insulation	2,4 mm
Outer diameter tolerance core insulation	± 5 %
Amount strands (wire)	30
Diameter of single wires	0,25 mm
Conductor crosssection (wire)	1,5 mm <sup>2</sup>
Material conductor wire	copper stranded wire, tinned
Conductor type (wire)	Strand class 5
Min. operating temperature (static)	-40 °C
Max. operating temperature (fixed)	90 °C
Operating temperature min. (dynamic)	-25 °C
Operating temperature max. (dynamic)	90 °C
Flame resistance	UL 1581 § 1100 FT2   IEC 60332-2-2   UL 1581 § 1090
chemical resistance	Good, application-related testing
Gasoline resistance	Good, application-related testing
Oil resistance	Good, application-related testing   DIN EN 60811-404