

MQ15 female 270° with cable shielded 600V AC type 3

PUR 4x2.5 or UL/CSA+drag ch. 15m

MQ15, 4-pole

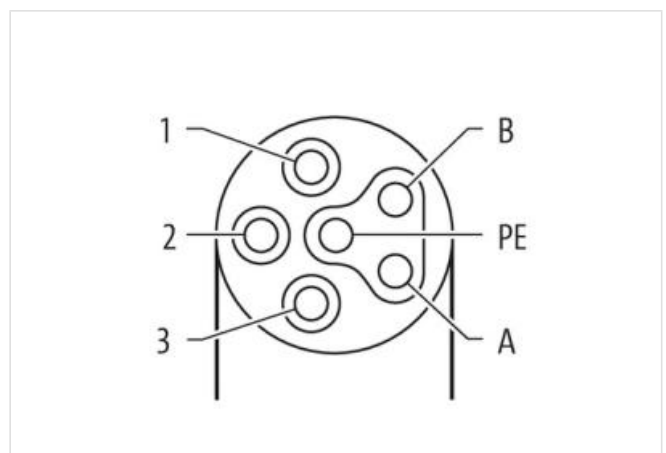
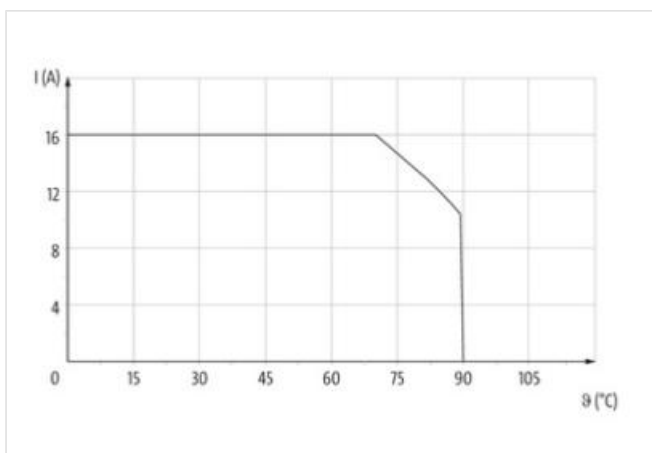
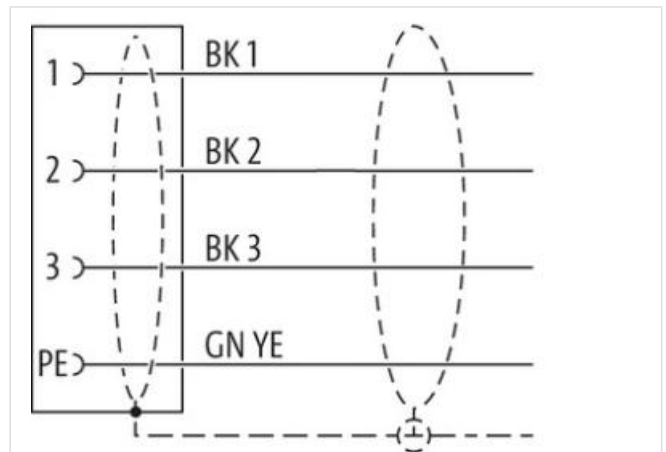
Female angled, contact carrier 270° turned
shielded

without cable sleeves

Plastic housings with good resistance against chemicals and oils.

The resistance to aggressive media should be individually tested for your application. Further details on request.

Further cable lengths on request.

[Link to Product](#)**Illustration**



Product may differ from Image



| | |
|------------------------------------|-------------------|
| Cable length | 15 m |
| Side 1 | |
| Mounting method | inserted, screwed |
| Coating contact | silver-plated |
| Family construction form | MQ15 |
| Material contact | Copper alloy |
| No. of poles | 4 |
| Side 2 | |
| Stripping length (jacket) | 30 mm |
| Commercial data | |
| ECLASS-6.0 | 27279221 |
| ECLASS-6.1 | 27279218 |
| ECLASS-7.0 | 27279218 |
| ECLASS-8.0 | 27279218 |
| ECLASS-9.0 | 27060327 |
| ECLASS-10.1 | 27060311 |
| ECLASS-11.1 | 27060311 |
| ECLASS-12.0 | 27060327 |
| ETIM-5.0 | EC001855 |
| customs tariff number | 85444290 |
| GTIN | 4048879709798 |
| Packaging unit | 1 |
| Electrical data Supply | |
| Operating voltage AC max. | 600 V |
| Current operating per contact max. | 16 A |
| Diagnostics | |
| Status indication LED | no |
| Installation Connection | |
| Stripping length (jacket) | 30 mm |
| Mating cycles min. | 500 |
| Installation Pin assignment | |

Configuration fully used

Device protection | Electrical

| | |
|--|-------------------|
| Degree of protection (EN IEC 60529) | IP67 |
| Additional condition protection degree | inserted, screwed |
| Pollution Degree | 3 |
| Rated surge voltage | 4 kV |
| Material group (IEC 60664-1) | I |

Mechanical data | Material data

| | |
|-------------------------------------|---------|
| Combustibility class housing (UL94) | HB |
| Material housing | Plastic |
| Material contact carrier | PA |

Mechanical data | Mounting data

| | |
|--------------------|-----------------|
| Looking techniques | bayonet-locking |
|--------------------|-----------------|

Environmental characteristics | Climatic

| | |
|--|----------------------------|
| Operating temperature min. | -25 °C |
| Operating temperature max. | 80 °C |
| Additional condition temperature range | depending on cable quality |

Installation | Cable

| | |
|---|--|
| Cable identification | P13 |
| Jacket Color | orange |
| Cable shielding (type) | copper braiding, bare |
| Cable shielding (coverage) | 85 % |
| wire arrangement | black 1, black 2, black 3, green-yellow |
| Cable weight | 149,6 g/m |
| Material jacket | PUR |
| Outer-diameter (jacket) | 10,6 mm |
| Tolerance outer diameter (sheath) | ± 5 % |
| Material wire insulation | TPE |
| Amount wires | 4 |
| Conductor crosssection (wire) | 2,5 mm² |
| Material conductor wire | Stranded copper wire, bare |
| Nominal voltage AC max. | 1000 V |
| AC withstand voltage (wire - wire) | 4 kV |
| Power frequency withstand voltage (wire - jacket) | 4 kV |
| Min. operating temperature (static) | -50 °C |
| Max. operating temperature (fixed) | 80 °C |
| Operating temperature min. (dynamic) | -35 °C |
| Operating temperature max. (dynamic) | 70 °C |
| Flame resistance | UL 1581 § 1090 UL 1581 § 1100 FT2 IEC 60332-2-2 |
| chemical resistance | Good, application-related testing |
| Gasoline resistance | Good, application-related testing |
| Oil resistance | Good, application-related testing DIN EN 60811-404 |
| Bending radius (fixed) | 4 x Outer diameter |
| Bending radius (dynamic) | 7,5 x Outer diameter |
| No. of bending cycles (C-track) | 5 Mio. |
| Torsion stress | ± 15 °/m |