

MQ15 male 0° / MQ15 female 0° 600V AC type 3

PVC 6x1.5 bk UL/CSA 3,8m

Male straight – female straight

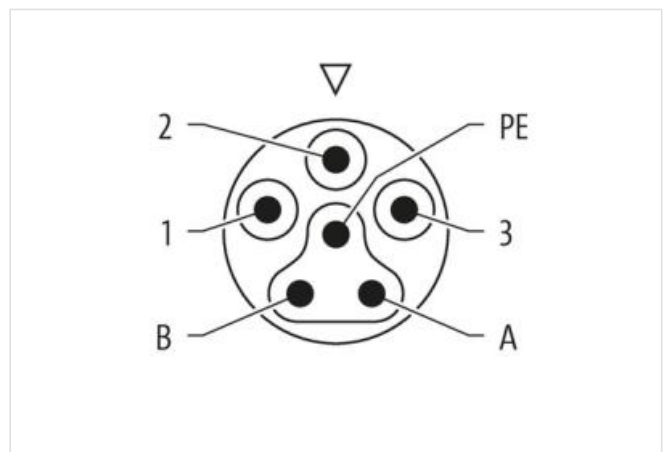
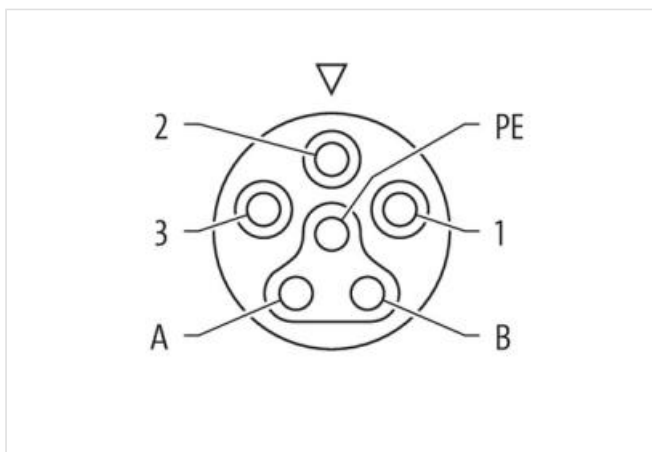
MQ15, 6-pole

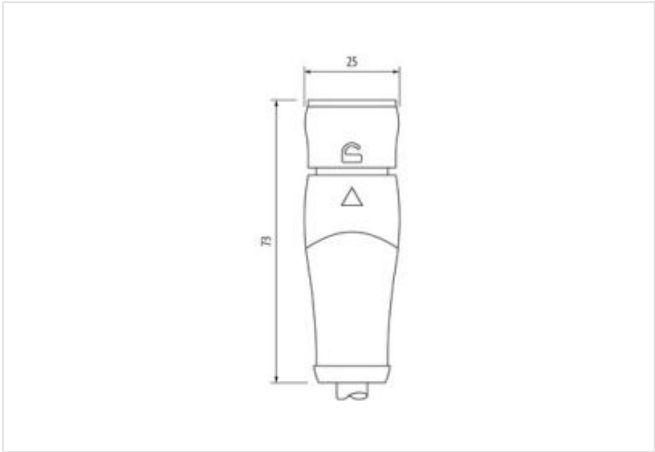
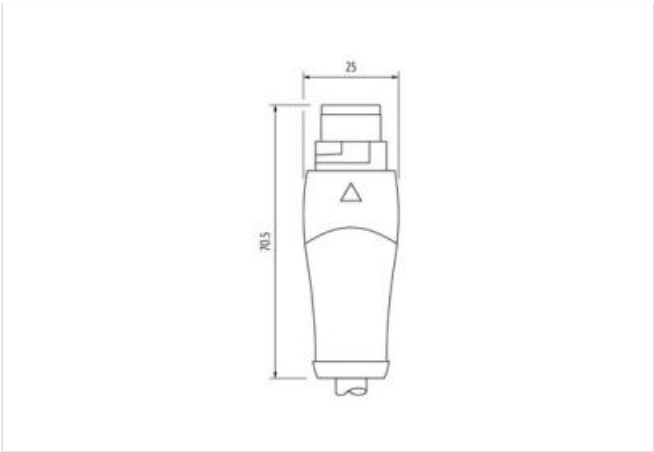
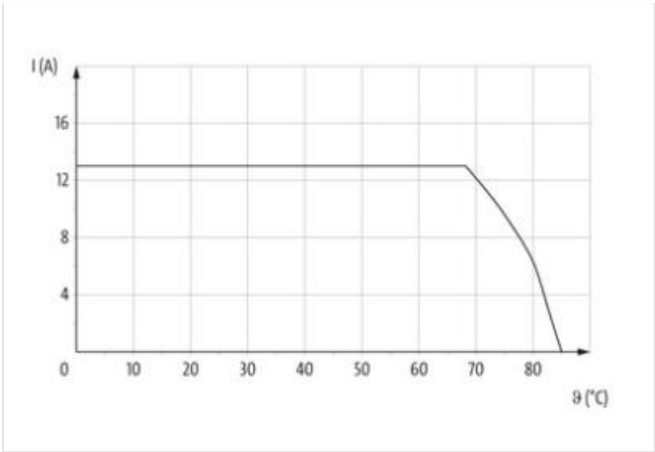
with cable sleeves

Plastic housings with good resistance against chemicals and oils.

The resistance to aggressive media should be individually tested for your application. Further details on request.

Further cable lengths on request.

[Link to Product](#)**Illustration**



Product may differ from Image



Cable length 3,8 m

Side 1

| | |
|---|------------------|
| Mounting method | inserted, locked |
| Coating contact | silver-plated |
| Family construction form | MQ15 |
| suitable for corrugated tube (internal Ø) | 18 mm |
| Material contact | Copper alloy |
| No. of poles | 6 |
| Degree of protection (EN IEC 60529) | IP65, IP67 |

Side 2

| | |
|-------------------------------------|------------------|
| Mounting method | inserted, locked |
| Coating contact | silver-plated |
| Family construction form | MQ15 |
| Material contact | Copper alloy |
| No. of poles | 6 |
| Degree of protection (EN IEC 60529) | IP65, IP67 |

Commercial data

| | |
|-----------------------|---------------|
| ECLASS-6.0 | 27279218 |
| ECLASS-6.1 | 27279218 |
| ECLASS-7.0 | 27279218 |
| ECLASS-8.0 | 27279218 |
| ECLASS-9.0 | 27060327 |
| ECLASS-10.1 | 27060311 |
| ECLASS-11.1 | 27060311 |
| ECLASS-12.0 | 27060327 |
| ETIM-5.0 | EC001855 |
| customs tariff number | 85444290 |
| GTIN | 4048879904650 |
| Packaging unit | 1 |

Electrical data | Supply

| | |
|--|-------|
| Operating voltage AC per power contact max. | 600 V |
| Operating voltage AC per signal contact max. | 63 V |
| Operating voltage DC per signal contact max. | 63 V |
| Operating current per power contact max. | 13 A |
| Operating current per signal contact max. | 10 A |

Diagnostics

| | |
|-----------------------|----|
| Status indication LED | no |
|-----------------------|----|

Installation | Pin assignment

| | |
|---------------|------------|
| Coding | Type 3 |
| Configuration | fully used |

Device protection | Electrical

| | |
|--|------------------|
| Additional condition protection degree | inserted, locked |
| Pollution Degree | 3 |
| Rated surge voltage power contacts | 6 kV |
| Rated surge voltage signal contacts | 1,5 kV |
| Material group (IEC 60664-1) | I |

Mechanical data | Material data

| | |
|--------------------------|-----|
| Material housing | PUR |
| Material contact carrier | PA |
| Locking material | POM |

Mechanical data | Mounting data

| | |
|--------------------|-----------------|
| Looking techniques | bayonet-locking |
|--------------------|-----------------|

Environmental characteristics | Climatic

| | |
|--|----------------------------|
| Operating temperature min. | -30 °C |
| Operating temperature max. | 85 °C |
| Additional condition temperature range | depending on cable quality |

Conformity

| | |
|------------------|-----------------|
| Product standard | IEC 61076-2-116 |
|------------------|-----------------|

Installation | Cable

| | |
|----------------------|------------------------------------|
| STOOW style jacket | Power |
| Cable identification | P73 |
| Cable Type | 1 |
| Jacket Color | black |
| Type of Certificate | cURus |
| Amount stranding | 1 |
| Stranding | 6 wires around Core filler twisted |
| Filler | yes |

| | |
|---|--|
| wire arrangement | black 5, black 4, black 3, black 2, black 1, green-yellow |
| Cable weight | 161,7 g/m |
| Material jacket | PVC |
| Shore hardness jacket | 90 ± 5 Shore A |
| Freedom from ingredients (jacket) | lead-free, cadmium-free, CFC-free |
| Outer-diameter (jacket) | 9 mm |
| Tolerance outer diameter (sheath) | ± 5 % |
| Material wire insulation | PP |
| Amount wires | 6 |
| Outer diameter insulation | 2,35 mm |
| Outer diameter tolerance core insulation | ± 5 % |
| Shore hardness wire insulation | 60 ± 5 Shore D |
| Ingredient freeness wire insulation | lead-free, cadmium-free, CFC-free, halogen-free, silicone-free |
| Amount strands (wire) | 84 |
| Diameter of single wires | 0,15 mm |
| Conductor crosssection (wire) | 1,5 mm ² |
| Material conductor wire | Stranded copper wire, bare |
| Conductor type (wire) | strand class 6 |
| Nominal voltage AC max. | 1000 V |
| Current load capacity (standard) | to DIN VDE 0298-4 |
| Current load capacity min. wire | 12,6 A |
| Electrical resistance line constant wire | 13,3 Ω/km @ 20 °C |
| AC withstand voltage (wire - wire) | 10 kV @ 60 s |
| Power frequency withstand voltage (wire - jacket) | 10 kV @ 60 s |
| Min. operating temperature (static) | -40 °C |
| Max. operating temperature (fixed) | 80 °C |
| Operating temperature min. (dynamic) | -25 °C |
| Operating temperature max. (dynamic) | 80 °C |
| UV resistance | DIN EN ISO 4892-2 A |
| Flame resistance | UL 1581 § 1090 UL 1581 § 1100 FT2 IEC 60332-2-2 |
| chemical resistance | Good, application-related testing |
| Gasoline resistance | Good, application-related testing |
| Oil resistance | DIN EN 60811-404 Good, application-related testing |
| Bending radius (fixed) | 5 x Outer diameter |
| Bending radius (dynamic) | 10 x Outer diameter |