

MQ15-X-Power male 0° / MQ15-X-Power female 0°

PUR 4x2,5 bk UL/CSA+drag chain 2m

Male straight – female straight

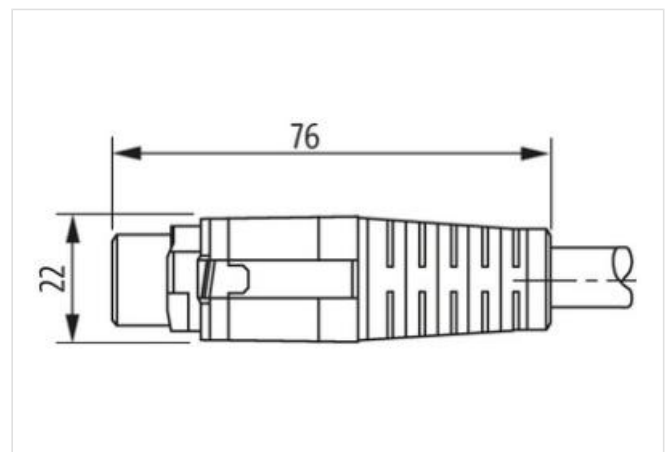
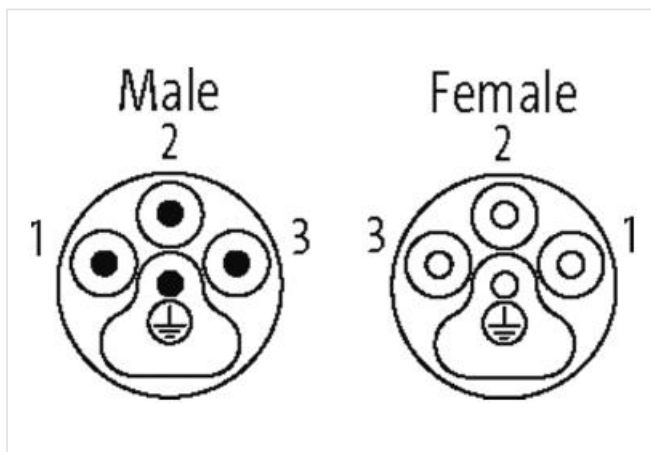
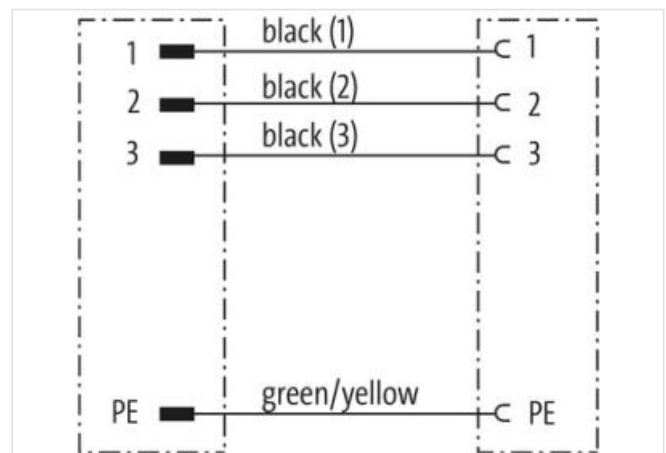
MQ15, 4-pole

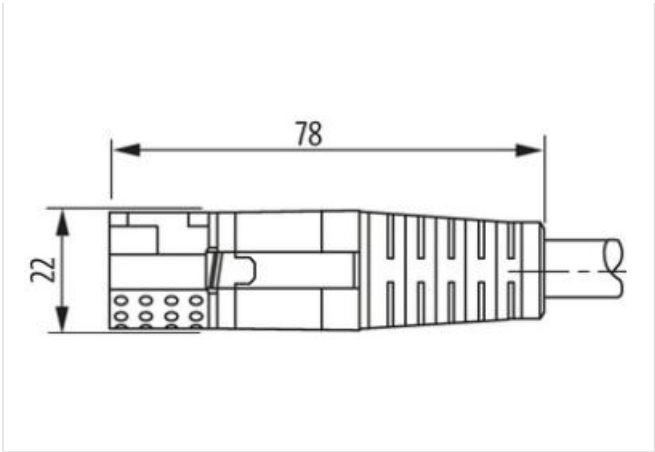
without cable sleeves

Plastic housings with good resistance against chemicals and oils.

The resistance to aggressive media should be individually tested for your application. Further details on request.

Further cable lengths on request.

[Link to Product](#)**Illustration**



Product may differ from Image

Cable length	2 m
Side 1	
Mounting method	inserted, screwed
Coating contact	silver-plated
Family construction form	MQ15
Material contact	Copper alloy
No. of poles	4
Side 2	
Mounting method	inserted, screwed
Coating contact	silver-plated
Family construction form	MQ15
Material contact	Copper alloy
No. of poles	4
Commercial data	
ECLASS-6.0	27279218
ECLASS-6.1	27279218
ECLASS-7.0	27279218
ECLASS-8.0	27279218
ECLASS-9.0	27060327
ECLASS-10.1	27060311
ECLASS-11.1	27060311
ECLASS-12.0	27060327
ETIM-5.0	EC001855
customs tariff number	85444290
GTIN	4048879625203
Packaging unit	1
Electrical data Supply	
Operating voltage AC max.	600 V
Current operating per contact max.	16 A
Diagnostics	
Status indication LED	no
Installation Connection	
Mating cycles min.	500
Installation Pin assignment	
Configuration	fully used
Device protection Electrical	

Degree of protection (EN IEC 60529)	IP67
Additional condition protection degree	inserted, screwed
Pollution Degree	3
Rated surge voltage	4 kV
Material group (IEC 60664-1)	I

Mechanical data | Material data

Combustibility class housing (UL94)	HB
Material housing	Plastic
Material contact carrier	PA

Mechanical data | Mounting data

Looking techniques	bayonet-locking
--------------------	-----------------

Environmental characteristics | Climatic

Operating temperature min.	-25 °C
Operating temperature max.	80 °C
Additional condition temperature range	depending on cable quality

Installation | Cable

Cable identification	P03
Jacket Color	black
wire arrangement	black 1, black 2, black 3, green-yellow
Material jacket	PUR
Freedom from ingredients (jacket)	halogen-free, LABS-free
Outer-diameter (jacket)	9 mm
Tolerance outer diameter (sheath)	± 5 %
Material wire insulation	TPE
Amount wires	4
Ingredient freeness wire insulation	halogen-free, LABS-free
Conductor crosssection (wire)	2,5 mm ²
Material conductor wire	Stranded copper wire, bare
Electrical resistance line constant wire	8 Ω/km @ 20 °C
Nominal voltage power AC max.	1000 V
Power frequency withstand voltage power (wire - jacket)	4 kV
AC withstand voltage power (wire - wire)	4 kV
Min. operating temperature (static)	-50 °C
Max. operating temperature (fixed)	80 °C
Operating temperature min. (dynamic)	-20 °C
Operating temperature max. (dynamic)	70 °C
Flame resistance	IEC 60332-2-2 UL 1581 § 1090 UL 1581 § 1100 FT2
chemical resistance	Good, application-related testing
Gasoline resistance	Good, application-related testing
Oil resistance	DIN EN 60811-404 Good, application-related testing
No. of bending cycles (C-track)	5 Mio.
Bending radius (fixed)	4 x Outer diameter
Bending radius (dynamic)	10 x Outer diameter
Torsion stress	± 15 °/m