

MQ15-X-Power male 0° / MQ15-X-Power female 0°

PUR 4x2,5 bk UL/CSA+drag chain 6m

Male straight – female straight

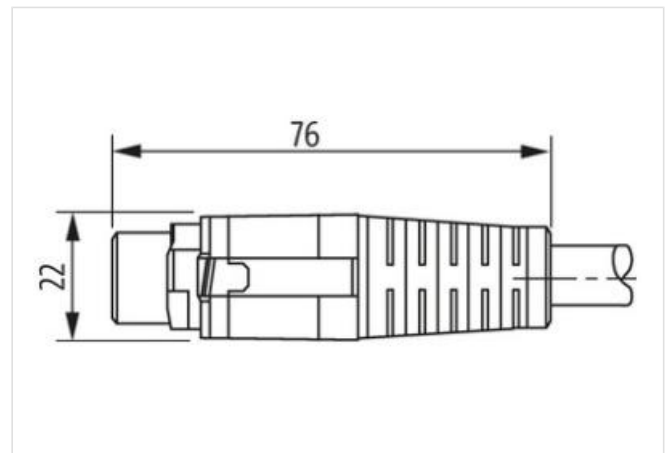
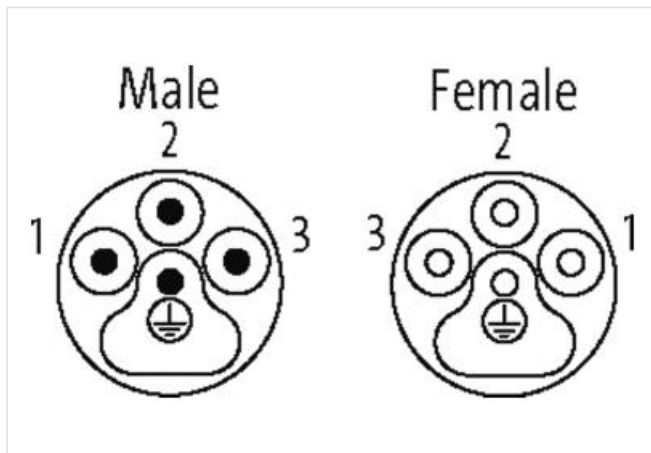
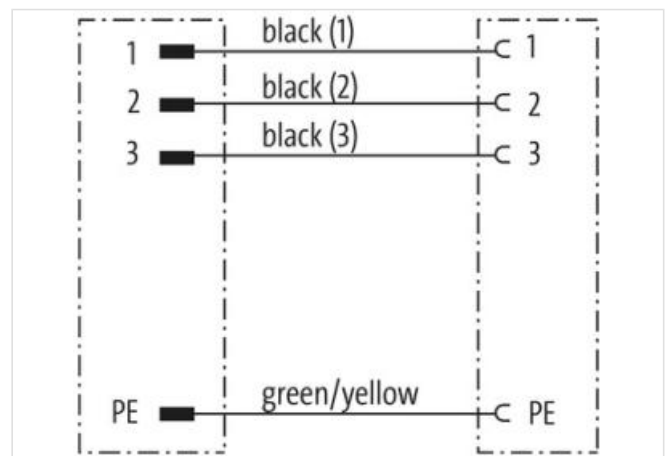
MQ15, 4-pole

without cable sleeves

Plastic housings with good resistance against chemicals and oils.

The resistance to aggressive media should be individually tested for your application. Further details on request.

Further cable lengths on request.

[Link to Product](#)**Illustration**



Product may differ from Image

| | |
|------------------------------------|-------------------|
| Cable length | 6 m |
| Side 1 | |
| Mounting method | inserted, screwed |
| Coating contact | silver-plated |
| Family construction form | MQ15 |
| Material contact | Copper alloy |
| No. of poles | 4 |
| Side 2 | |
| Mounting method | inserted, screwed |
| Coating contact | silver-plated |
| Family construction form | MQ15 |
| Material contact | Copper alloy |
| No. of poles | 4 |
| Commercial data | |
| ECLASS-6.0 | 27279218 |
| ECLASS-7.0 | 27279218 |
| ECLASS-8.0 | 27279218 |
| ECLASS-9.0 | 27060311 |
| ECLASS-10.1 | 27060311 |
| ECLASS-11.1 | 27060311 |
| ECLASS-12.0 | 27060327 |
| ETIM-5.0 | EC001855 |
| customs tariff number | 85444290 |
| GTIN | 4048879889445 |
| Packaging unit | 1 |
| Electrical data Supply | |
| Operating voltage AC max. | 600 V |
| Current operating per contact max. | 16 A |
| Diagnostics | |
| Status indication LED | no |
| Installation Connection | |
| Mating cycles min. | 500 |
| Installation Pin assignment | |
| Configuration | fully used |
| Device protection Electrical | |

| | |
|--|-------------------|
| Degree of protection (EN IEC 60529) | IP67 |
| Additional condition protection degree | inserted, screwed |
| Pollution Degree | 3 |
| Rated surge voltage | 4 kV |
| Material group (IEC 60664-1) | I |

Mechanical data | Material data

| | |
|-------------------------------------|---------|
| Combustibility class housing (UL94) | HB |
| Material housing | Plastic |
| Material contact carrier | PA |

Mechanical data | Mounting data

| | |
|--------------------|-----------------|
| Looking techniques | bayonet-locking |
|--------------------|-----------------|

Environmental characteristics | Climatic

| | |
|--|----------------------------|
| Operating temperature min. | -25 °C |
| Operating temperature max. | 80 °C |
| Additional condition temperature range | depending on cable quality |

Installation | Cable

| | |
|---|--|
| Cable identification | P03 |
| Jacket Color | black |
| wire arrangement | black 1, black 2, black 3, green-yellow |
| Material jacket | PUR |
| Freedom from ingredients (jacket) | halogen-free, LABS-free |
| Outer-diameter (jacket) | 9 mm |
| Tolerance outer diameter (sheath) | ± 5 % |
| Material wire insulation | TPE |
| Amount wires | 4 |
| Ingredient freeness wire insulation | halogen-free, LABS-free |
| Conductor crosssection (wire) | 2,5 mm ² |
| Material conductor wire | Stranded copper wire, bare |
| Nominal voltage AC max. | 1000 V |
| Electrical resistance line constant wire | 8 Ω/km @ 20 °C |
| AC withstand voltage (wire - wire) | 4 kV |
| Power frequency withstand voltage (wire - jacket) | 4 kV |
| Min. operating temperature (static) | -50 °C |
| Max. operating temperature (fixed) | 80 °C |
| Operating temperature min. (dynamic) | -20 °C |
| Operating temperature max. (dynamic) | 70 °C |
| Flame resistance | IEC 60332-2-2 UL 1581 § 1090 UL 1581 § 1100 FT2 |
| chemical resistance | Good, application-related testing |
| Gasoline resistance | Good, application-related testing |
| Oil resistance | DIN EN 60811-404 Good, application-related testing |
| Bending radius (fixed) | 4 x Outer diameter |
| Bending radius (dynamic) | 10 x Outer diameter |
| Travel speed (C-track) | 5 Mio. |
| Torsion stress | ± 15 °/m |