

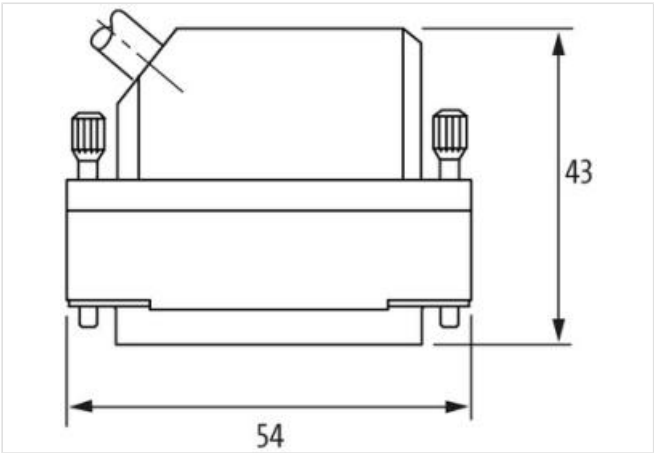
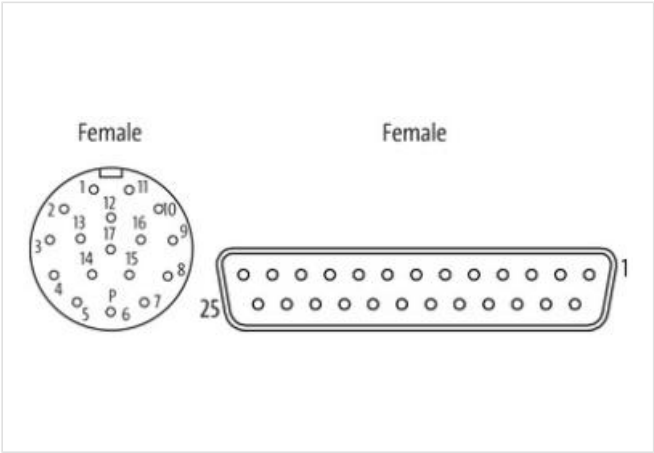

M23 SIGNAL CABLE

Specification: M6FX8002-2CA31-1AB5

Signal cable for SINAMICS S120 and motors with connection M23  
Female straight – female 90°  
M23, 17-pole – SUB-D25  
shielded  
without cable sleeves  
Further cable lengths on request.  
Plastic housings with good resistance against chemicals and oils.  
The resistance to aggressive media should be individually tested for your application. Further details on request.

Link to Product

Illustration



Product may differ from Image

Cable length	1,5 m
Side 1	
Tightening torque	2 Nm
Family construction form	M23
Thread	M23 x 1
suitable for corrugated tube (internal Ø)	16 mm

Width across flats	SW27
Degree of protection (EN IEC 60529)	IP65, IP67
<b>Side 2</b>	
Family construction form	SUB-D25
Degree of protection (EN IEC 60529)	IP20
<b>Commercial data</b>	
ECLASS-6.0	27279218
ECLASS-6.1	27060307
ECLASS-7.0	27060307
ECLASS-8.0	27060307
ECLASS-9.0	27060307
ECLASS-10.1	27060307
ECLASS-11.1	27060307
ECLASS-12.0	27060307
ETIM-5.0	EC001855
customs tariff number	85444290
GTIN	4048879481595
Packaging unit	1
<b>Electrical data   Supply</b>	
Operating voltage AC max.	30 V
Operating voltage DC max.	30 V
<b>Device protection   Electrical</b>	
Pollution Degree	3
Rated surge voltage	0,5 kV
Material group (IEC 60664-1)	I
<b>Mechanical data   Material data</b>	
Coating locking	nickel plated
Material housing	PUR
Locking material	Brass
<b>Mechanical data   Mounting data</b>	
Mounting method	inserted, screwed, Shaking protection
<b>Environmental characteristics   Climatic</b>	
Operating temperature min.	-25 °C
Operating temperature max.	85 °C
Additional condition temperature range	depending on cable quality
<b>Important installation notes</b>	
Note on strain relief	Protect the connectors by suitable measures from mechanical loads, e.g. by the usage of cable ties.
Note on bending radius	<b>Attention:</b> Observe the permissible bending radii when laying cables, as the IP protection class can be endangered by excessive bending forces.
<b>Installation   Cable</b>	
Cable identification	811
Jacket Color	black
Amount stranding	2
Stranding	4 wires twisted
Amount stranding (type 2)	1
Stranding (type 2)	2 wires twisted
Amount stranding (type 3)	3
Stranding (type 3)	2 wires with Filler twisted
Cable shielding (type)	copper braiding, bare
Banding	Foil
Filler	yes

wire arrangement	brown, black, blue, white
Material jacket	PUR
Freedom from ingredients (jacket)	lead-free, CFC-free, halogen-free
Outer-diameter (jacket)	9,5 mm
Tolerance outer diameter (sheath)	± 5 %
Material wire insulation	PP
Amount wires	10
Outer diameter insulation	0,85 mm
Shore hardness wire insulation	65 ± 5 Shore D
Amount strands (wire)	7
Diameter of single wires	0,16 mm
Conductor crosssection (wire)	0,14 mm²
Material conductor wire	Stranded copper wire, bare
Outer diameter wire insulation (Data)	2 mm
Amount wires (Data)	4
Amount strands wire (Data)	7
Diameter of single wires (Data)	0,127 mm
Conductor crosssection wire (Data)	0,22 mm²
Material conductor wire (Data)	copper stranded wire, tinned
Nominal voltage AC max.	300 V
Current load capacity (standard)	to DIN VDE 0298-4
Electrical resistance line constant wire	148,9 Ω/km @ 20 °C
Electrical resistance coating wire (Data)	93,3 Ω/km @ 20 °C
Operating temperature min. (dynamic)	-25 °C
Operating temperature max. (dynamic)	80 °C
UV resistance	DIN EN ISO 4892-2 A
Flame resistance	IEC 60332-2-2   UL 1581 § 1100 FT2   UL 1581 § 1090
chemical resistance	Good, application-related testing
Gasoline resistance	Good, application-related testing
Oil resistance	DIN EN 60811-404   Good, application-related testing
Bending radius (installation)	x Outer diameter
Bending radius (fixed)	x Outer diameter
Bending radius (dynamic)	6 x Outer diameter
Travel speed (C-track)	2 Mio.