

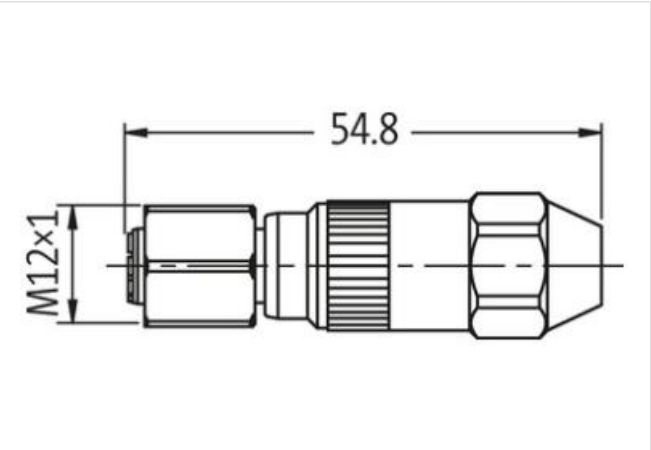
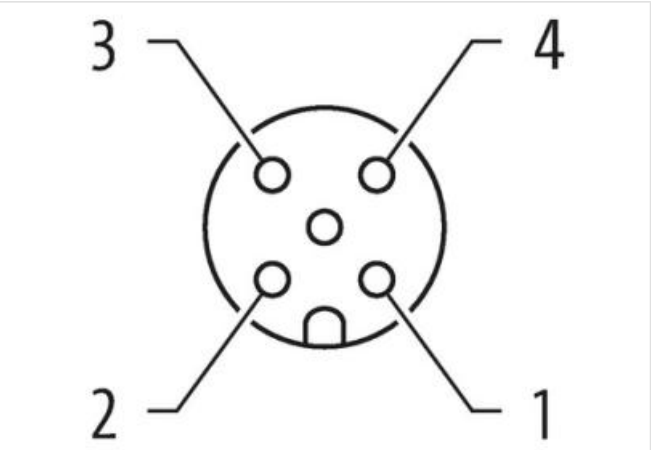
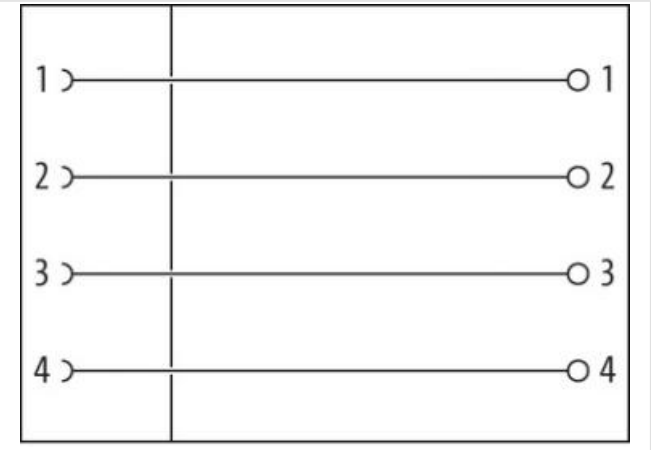
M12 female 0° IDC V2A

4-pol., 0.25 - 0.5mm²

F&B  
Female straight  
M12, 4-pole  
IDC terminals  
Connection cross section: 0.25...0.5 mm²  
V2A nut/screw  
Plastic housings with good resistance against chemicals and oils.  
The resistance to aggressive media should be individually tested for your application. Further details on request.

Link to Product

Illustration



Product may differ from Image

Side 1	
Family construction form	M12
Degree of protection (EN IEC 60529)	IP67
Commercial data	
ECLASS-6.0	27279220
ECLASS-6.1	27260702
ECLASS-7.0	27440102

ECLASS-8.0	27440102
ECLASS-9.0	27440116
ECLASS-10.1	27440102
ECLASS-11.1	27440102
ECLASS-12.0	27440116
ETIM-5.0	EC002635
customs tariff number	85366990
GTIN	4048879112093
Packaging unit	1

**Electrical data | Supply**

Operating voltage AC max.	32 V
Operating voltage DC max.	32 V
Current operating per contact max.	4 A

**Installation**

Connection cross section min.	0,25 mm <sup>2</sup>
Connection cross section max.	0,5 mm <sup>2</sup>
Single wire diameter min.	0,1 mm

**Installation | Connection**

Wire insulation diameter min.	1,2 mm
Wire insulation diameter max.	1,6 mm
Tightening torque	0,6 Nm
Mounting set	M12 x 1

**Device protection | Electrical**

Additional condition protection degree	inserted, screwed
--	-------------------

**Mechanical data | Material data**

Locking material	Stainless steel 1.4305 (V2A)
------------------	------------------------------

**Mechanical data | Mounting data**

Mounting method	inserted, screwed, Shaking protection
Clamping range min.	4 mm
Clamping range max.	5,1 mm

**Environmental characteristics | Climatic**

Operating temperature min.	-25 °C
Operating temperature max.	85 °C

**Important installation notes**

Note on strain relief	Protect the connectors by suitable measures from mechanical loads, e.g. by the usage of cable ties.
Note on bending radius	<b>Attention:</b> Observe the permissible bending radii when laying cables, as the IP protection class can be endangered by excessive bending forces.