

M12 female recept. A-cod. front F&B

PUR-wires 8x0.25 0.2m

F&B

Flange female

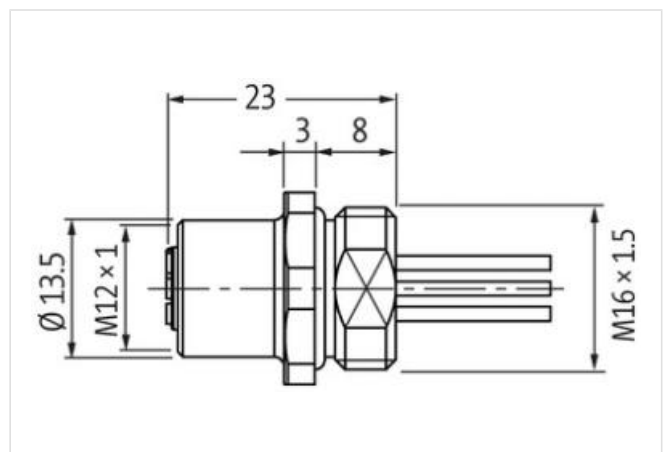
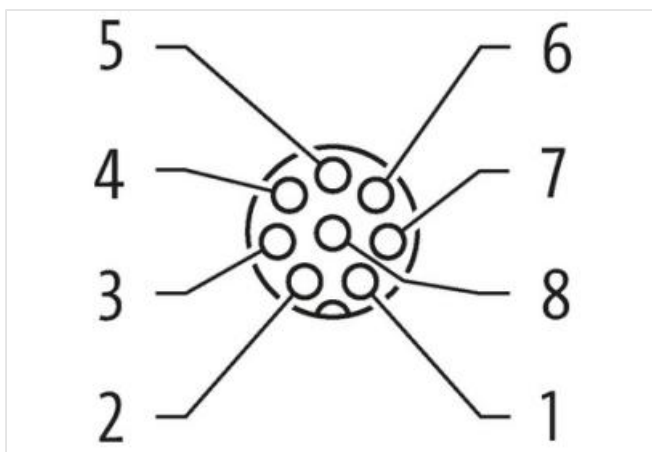
M12, 8-pole

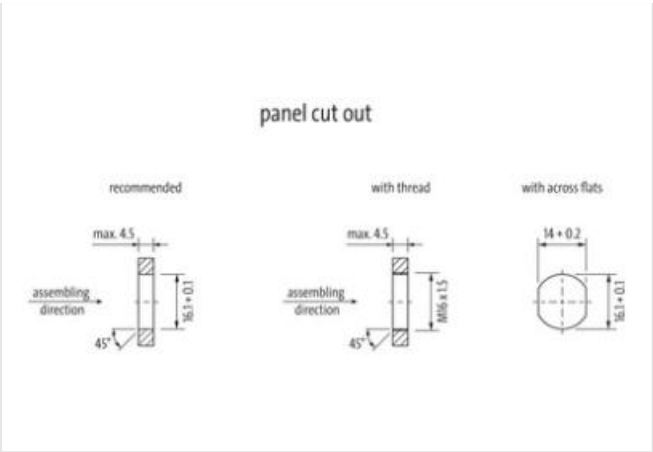
Front mounting

Stainless steel 1.4404 (V4A)

[Link to Product](#)**Illustration**

| | |
|---|----|
| 1 | WH |
| 2 | BN |
| 3 | GN |
| 4 | YE |
| 5 | GY |
| 6 | PK |
| 7 | BU |
| 8 | RD |





Product may differ from Image



| | |
|-------------------------------------|---------------|
| Cable length | 0,2 m |
| Side 1 | |
| Tightening torque | 0,6 Nm |
| Family construction form | M12 |
| Thread | M12 x 1 |
| Coding | A |
| No. of poles | 8 |
| Degree of protection (EN IEC 60529) | IP67 |
| Commercial data | |
| ECLASS-6.0 | 27279220 |
| ECLASS-6.1 | 27279220 |
| ECLASS-7.0 | 27440103 |
| ECLASS-8.0 | 27440103 |
| ECLASS-9.0 | 27440103 |
| ECLASS-10.1 | 27440103 |
| ECLASS-11.1 | 27440103 |
| ECLASS-12.0 | 27440103 |
| ETIM-5.0 | EC001855 |
| customs tariff number | 85444290 |
| GTIN | 4048879364331 |
| Packaging unit | 1 |
| Electrical data Supply | |
| Operating voltage AC max. | 30 V |
| Operating voltage DC max. | 30 V |
| Current operating per contact max. | 2 A |
| Diagnostics | |
| Status indication LED | no |
| Installation Connection | |
| Mounting set | M16 x 1.5 |
| Width across flats | SW19 |
| Device protection Electrical | |

| | |
|--|-------------------|
| Protection NEMA | 3, 4, 6P |
| Additional condition protection degree | inserted, screwed |
| Pollution Degree | 3 |
| Rated surge voltage | 0,8 kV |
| Material group (IEC 60664-1) | I |

Mechanical data | Material data

| | |
|------------------|------------------------------|
| Locking material | Stainless steel 1.4404 (V4A) |
|------------------|------------------------------|

Mechanical data | Mounting data

| | |
|-----------------|---------------------------------------|
| Mounting method | inserted, screwed, Shaking protection |
|-----------------|---------------------------------------|

Environmental characteristics | Climatic

| | |
|--|----------------------------|
| Operating temperature min. | -25 °C |
| Operating temperature max. | 85 °C |
| Additional condition temperature range | depending on cable quality |

Important installation notes

| | |
|------------------------|---|
| Note on strain relief | Protect the connectors by suitable measures from mechanical loads, e.g. by the usage of cable ties. |
| Note on bending radius | Attention: Observe the permissible bending radii when laying cables, as the IP protection class can be endangered by excessive bending forces. |

Approvals

| | |
|--------|-----|
| UL 50E | yes |
|--------|-----|

Installation | Cable

| | |
|--------------------------------------|--|
| Cable identification | 973 |
| wire arrangement | white, brown, green, yellow, gray, pink, blue, red |
| Material wire insulation | PUR |
| Amount wires | 8 |
| Outer diameter insulation | 1,25 mm |
| Conductor crosssection (wire) | 0,25 mm ² |
| Min. operating temperature (static) | -40 °C |
| Max. operating temperature (fixed) | 90 °C |
| Operating temperature min. (dynamic) | -25 °C |
| Operating temperature max. (dynamic) | 90 °C |
| Flame resistance | UL 1581 § 1090 IEC 60332-2-2 UL 1581 § 1100 FT2 |
| chemical resistance | Good, application-related testing |
| Gasoline resistance | Good, application-related testing |
| Oil resistance | Good, application-related testing DIN EN 60811-404 |
| Bending radius (fixed) | 10 x Outer diameter |