

M12 Power L-coded 5pol. female 0° with cable

TPE 5x14AWG ye UL/CSA, TC-ER, IEC 10m

Power

Female straight

USA

M12, 5-pole

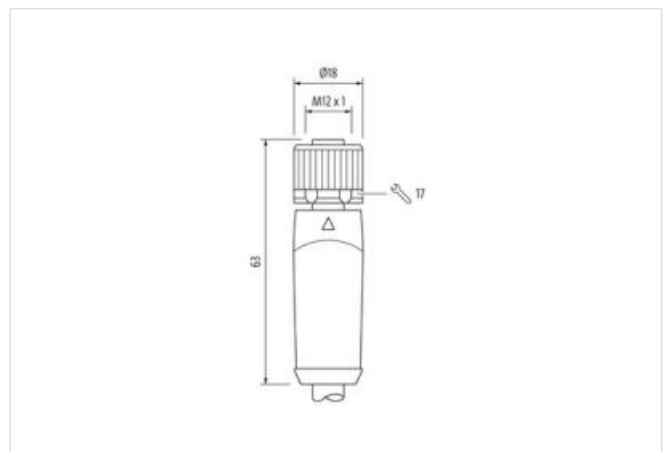
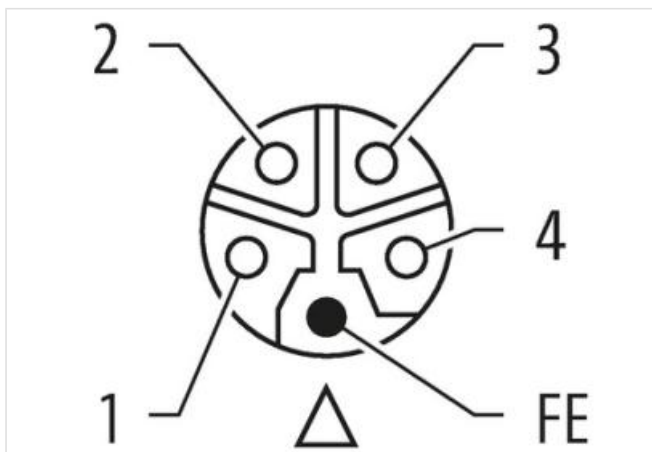
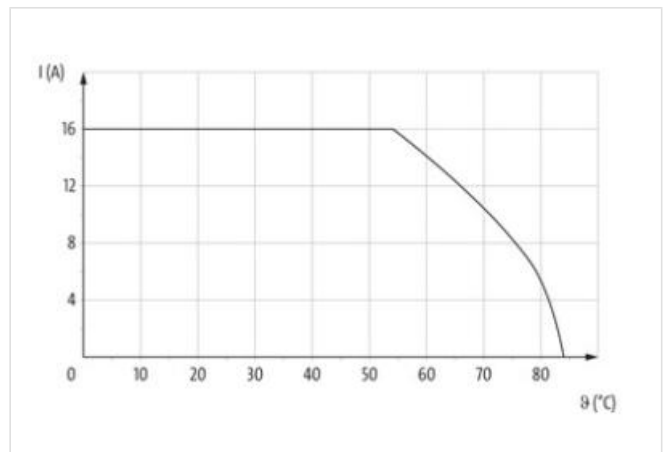

L-coded

Plastic housings with good resistance against chemicals and oils.

The resistance to aggressive media should be individually tested for your application. Further details on request.

Further cable lengths on request.

without cable sleeves

[Link to Product](#)**Illustration**



Product may differ from Image



Cable length	10 m
Side 1	
Tightening torque	0,6 Nm
Mounting method	inserted, screwing
Coating contact	gold plated
Family construction form	M12P
Thread	M12 x 1
suitable for corrugated tube (internal Ø)	16 mm
Coding	L
Material contact	Copper alloy
No. of poles	5
Width across flats	SW17
Degree of protection (EN IEC 60529)	IP65, IP67
Side 2	
Stripping length (jacket)	100 mm
Commercial data	
ECLASS-6.0	27279218
ECLASS-6.1	27279218
ECLASS-7.0	27279218
ECLASS-8.0	27279218
ECLASS-9.0	27060327
ECLASS-10.1	27060311
ECLASS-11.1	27060311
ECLASS-12.0	27060327
ETIM-5.0	EC001855
customs tariff number	85444290
GTIN	4048879856072
Packaging unit	1
Electrical data Supply	
Operating voltage DC max.	63 V
Current operating per contact max.	16 A
Diagnostics	

Status indication LED no

Installation | Connection

Stripping length (jacket) 100 mm

Tightening torque 0,6 Nm

Width across flats SW17

Installation | Pin assignment

Coding L

Device protection | Electrical

Degree of protection (EN IEC 60529) IP65, IP67

Additional condition protection degree inserted, screwed

Pollution Degree 3

Rated surge voltage 1,5 kV

Material group (IEC 60664-1) I

Mechanical data | Material data

Coating locking Nickerled

Material gasket FKM

Material housing PUR

Locking material Zinc die-casting

Mechanical data | Mounting data

Mounting method inserted, screwed, Shaking protection

Environmental characteristics | Climatic

Operating temperature min. -25 °C

Operating temperature max. 85 °C

Additional condition temperature range depending on cable quality

Conformity

Product standard IEC 61076-2-111

Installation | Cable

Cable identification U0P

Jacket Color yellow

Type of Certificate cURus

Amount stranding 1

Stranding 5 wires with Filler twisted

Banding Fleece

Filler yes

wire arrangement white, brown, gray, black, blue

Cable weight 220 g/m

Material jacket TPE

Freedom from ingredients (jacket) lead-free, CFC-free, halogen-free

Outer-diameter (jacket) 10,54 mm

Tolerance outer diameter (sheath) ± 5 %

Material wire insulation PVC

Outer diameter insulation 2,95 mm

Outer diameter tolerance core insulation ± 5 %

Ingredient freeness wire insulation lead-free, CFC-free

Diameter of single wires 14 AWG

Material wire insulation (Power) PVC

Outer diameter wire insulation (Power) 2,95 mm

Tolerance outer diameter wire insulation (Power) ±5 %

Ingredient freeness wire insulation (Power) lead-free, CFC-free

Amount strands wire (Power) 105

Diameter of single wires (Power)	14 AWG
Wire conductor cross section (Power)	14 AWG
Material conductor wire (Power)	Stranded copper wire, bare
Travel speed (C-track)	5
Nominal voltage AC max.	600 V
Current load capacity (standard)	according to NFPA-70 (NEC) : 400.5(A) (1-3)
Current load capacity min. wire	12 A
Electrical resistance coating wire (Power)	8,6 Ω /km @20 °C
AC withstand voltage (wire - wire)	6 kV @ 60 s
Power frequency withstand voltage (wire - jacket)	6 kV @ 60 s
Min. operating temperature (static)	-50 °C
Max. operating temperature (fixed)	105 °C
Operating temperature min. (dynamic)	-20 °C
Operating temperature max. (dynamic)	90 °C
Flame resistance	IEC 60332-2-2 UL 1581 § 1090 UL 1581 § 1100 FT2
chemical resistance	Good, application-related testing
Gasoline resistance	Good, application-related testing
Oil resistance	DIN EN 60811-404 Good, application-related testing
Bending radius (fixed)	8 x Outer diameter
Bending radius (dynamic)	10 x Outer diameter
Travel speed (C-track)	2 Mio.