

**M12 Power L-coded 5pol. female 0° with cable**

TPE 5x14AWG ye UL/CSA, TC-ER, IEC 15.0m

Power

Female straight

USA

M12, 5-pole

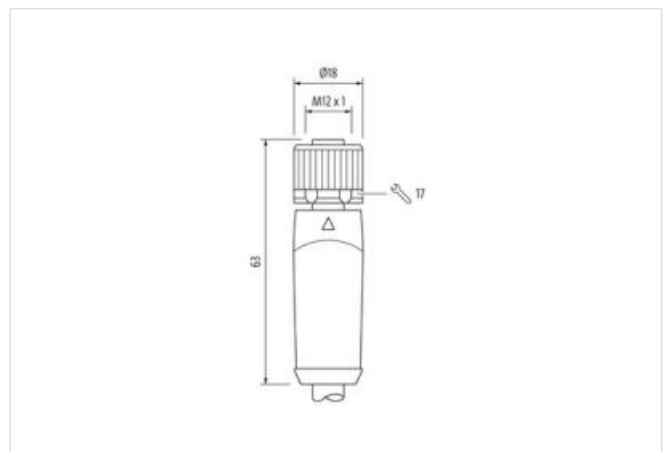
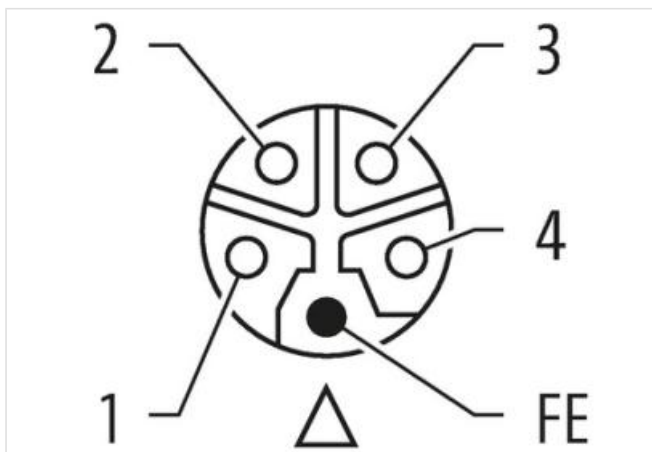
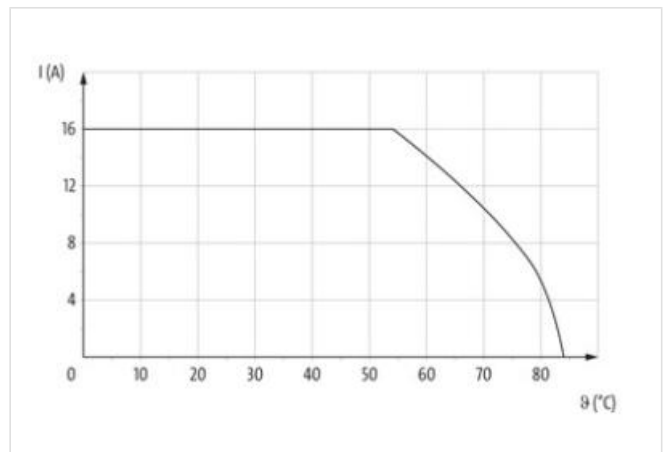

L-coded

Plastic housings with good resistance against chemicals and oils.

The resistance to aggressive media should be individually tested for your application. Further details on request.

Further cable lengths on request.

without cable sleeves

[Link to Product](#)**Illustration**



Product may differ from Image



Cable length	15 m
Side 1	
Tightening torque	0,6 Nm
Mounting method	inserted, screwing
Coating contact	gold plated
Family construction form	M12P
Thread	M12 x 1
suitable for corrugated tube (internal Ø)	16 mm
Coding	L
Material contact	Copper alloy
No. of poles	5
Width across flats	SW17
Degree of protection (EN IEC 60529)	IP65, IP67
Side 2	
Stripping length (jacket)	100 mm
Commercial data	
ECLASS-6.0	27279218
ECLASS-6.1	27279218
ECLASS-7.0	27279218
ECLASS-8.0	27279218
ECLASS-9.0	27060327
ECLASS-10.1	27060311
ECLASS-11.1	27060311
ECLASS-12.0	27060327
ETIM-5.0	EC001855
customs tariff number	85444290
GTIN	4065909018699
Packaging unit	1
Electrical data   Supply	
Operating voltage DC max.	63 V
Current operating per contact max.	16 A
Diagnostics	

Status indication LED no

#### Installation | Connection

Stripping length (jacket) 100 mm  
Tightening torque 0,6 Nm  
Width across flats SW17

#### Installation | Pin assignment

Coding L

#### Device protection | Electrical

Degree of protection (EN IEC 60529) IP65, IP67  
Additional condition protection degree inserted, screwed  
Pollution Degree 3  
Rated surge voltage 1,5 kV  
Material group (IEC 60664-1) I

#### Mechanical data | Material data

Coating locking Nickerled  
Material gasket FKM  
Material housing PUR  
Locking material Zinc die-casting

#### Mechanical data | Mounting data

Mounting method inserted, screwed, Shaking protection

#### Environmental characteristics | Climatic

Operating temperature min. -25 °C  
Operating temperature max. 85 °C  
Additional condition temperature range depending on cable quality

#### Conformity

Product standard IEC 61076-2-111

#### Installation | Cable

Cable identification U0P  
Jacket Color yellow  
Type of Certificate cURus  
Amount stranding 1  
Stranding 5 wires with Filler twisted  
Banding Fleece  
Filler yes  
wire arrangement white, brown, gray, black, blue  
Cable weight 220 g/m  
Material jacket TPE  
Freedom from ingredients (jacket) lead-free, CFC-free, halogen-free  
Outer-diameter (jacket) 10,54 mm  
Tolerance outer diameter (sheath) ± 5 %  
Material wire insulation PVC  
Outer diameter insulation 2,95 mm  
Outer diameter tolerance core insulation ± 5 %  
Ingredient freeness wire insulation lead-free, CFC-free  
Diameter of single wires 14 AWG  
Material wire insulation (Power) PVC  
Outer diameter wire insulation (Power) 2,95 mm  
Tolerance outer diameter wire insulation (Power) ±5 %  
Ingredient freeness wire insulation (Power) lead-free, CFC-free  
Amount strands wire (Power) 105

Diameter of single wires (Power)	14 AWG
Wire conductor cross section (Power)	14 AWG
Material conductor wire (Power)	Stranded copper wire, bare
Travel speed (C-track)	5
Nominal voltage AC max.	600 V
Current load capacity (standard)	according to NFPA-70 (NEC) : 400.5(A) (1-3)
Current load capacity min. wire	12 A
Electrical resistance coating wire (Power)	8,6 $\Omega$ /km @20 °C
AC withstand voltage (wire - wire)	6 kV @ 60 s
Power frequency withstand voltage (wire - jacket)	6 kV @ 60 s
Min. operating temperature (static)	-50 °C
Max. operating temperature (fixed)	105 °C
Operating temperature min. (dynamic)	-20 °C
Operating temperature max. (dynamic)	90 °C
Flame resistance	IEC 60332-2-2   UL 1581 § 1090   UL 1581 § 1100 FT2
chemical resistance	Good, application-related testing
Gasoline resistance	Good, application-related testing
Oil resistance	DIN EN 60811-404   Good, application-related testing
Bending radius (fixed)	8 x Outer diameter
Bending radius (dynamic)	10 x Outer diameter
Travel speed (C-track)	2 Mio.