

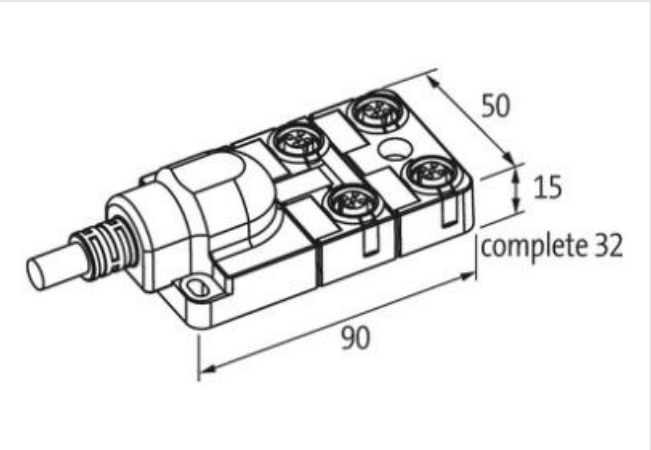
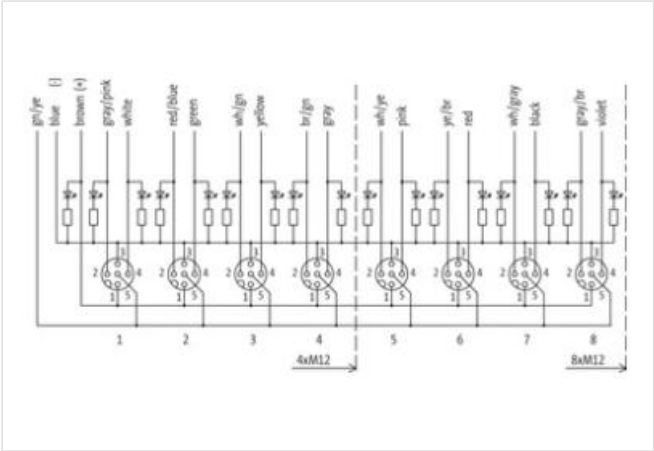
Exact12, 4xM12, 5-pole, moulded cable

15.0m PUR 8x0,5+3x1,0, UL/CSA

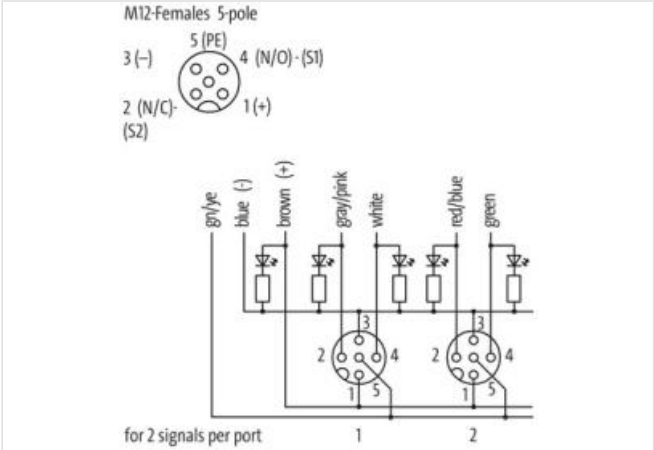
4-way, 5-pole
15.0 m
ATEX Zone 2 and 22
Further cable lengths on request.
Plastic housings with good resistance against chemicals and oils.
The resistance to aggressive media should be individually tested for your application. Further details on request.

Link to Product

Illustration



Product may differ from Image



| Commercial data | |
|-----------------|----------|
| ECLASS-6.0 | 27143423 |
| ECLASS-6.1 | 27279219 |
| ECLASS-7.0 | 27279219 |
| ECLASS-8.0 | 27279219 |

| | |
|---|--|
| ECLASS-9.0 | 27440108 |
| ECLASS-10.1 | 27440108 |
| ECLASS-11.1 | 27440108 |
| ECLASS-12.0 | 27440108 |
| ETIM-5.0 | EC001855 |
| customs tariff number | 85444290 |
| GTIN | 4048879654999 |
| Packaging unit | 1 |
| Electrical data Supply | |
| Operating voltage DC | 24 V |
| Current operating per contact max. | 4 A |
| Installation Connection | |
| Mounting set | M12 x 1 |
| Device protection Electrical | |
| Degree of protection (EN IEC 60529) | IP65, IP67 |
| Device protection Media | |
| Flame resistance | flame retardant |
| Mechanical data Material data | |
| Material housing | Plastic |
| Mechanical data Mounting data | |
| Mounting method | Schraubgewinde |
| Environmental characteristics Climatic | |
| Operating temperature min. | -20 °C |
| Operating temperature max. | 40 °C |
| Additional condition temperature range | depending on cable quality |
| Installation Cable | |
| Cable identification | 448 |
| Jacket Color | gray |
| Type of Certificate | cURus |
| Amount stranding | 1 |
| Stranding | 2 wires with Filler twisted |
| Stranding factor min. | 51 mm |
| Stranding factor max. | 51 mm |
| Amount stranding (type 2) | 1 |
| Stranding (type 2) | 9 wires around Stranding combination counter-rotating twisted |
| Stranding factor min. (type 2) | 100 mm |
| Stranding factor max. (type 2) | 100 mm |
| Banding | Fleece |
| Filler | yes |
| wire arrangement | white, yellow, (blue, brown, green-yellow, gray, gray-pink, red-blue, green, green-white, brown-green) |
| Cable weight | 146,3 g/m |
| Material jacket | PUR |
| Shore hardness jacket | 94 ± 5 Shore A |
| Freedom from ingredients (jacket) | lead-free, cadmium-free, CFC-free, halogen-free, silicone-free, LABS-free |
| Outer-diameter (jacket) | 9 mm |
| Tolerance outer diameter (sheath) | ± 5 % |
| Material wire insulation | TPE-E |
| Amount wires | 8 |
| Outer diameter insulation | 1,6 mm |
| Outer diameter tolerance core insulation | ± 5 % |
| Shore hardness wire insulation | 55 ± 3 Shore D |

| | |
|---|---|
| Ingredient freeness wire insulation | lead-free, cadmium-free, CFC-free, halogen-free, silicone-free, LABS-free |
| Amount strands (wire) | 64 |
| Diameter of single wires | 0,1 mm |
| Conductor crosssection (wire) | 0,5 mm ² |
| Material conductor wire | Stranded copper wire, bare |
| Conductor type (wire) | strand class 6 |
| Material wire insulation (Data) | TPE-E |
| Outer diameter wire insulation (Data) | 2,1 mm |
| Tolerance outer diameter wire insulation (data) | ± 5 % |
| Shore hardness wire insulation (Data) | 55 ± 3 Shore D |
| Ingredient freeness wire insulation (Data) | lead-free, cadmium-free, CFC-free, halogen-free, silicone-free, LABS-free |
| Amount wires (Data) | 3 |
| Amount strands wire (Data) | 128 |
| Diameter of single wires (Data) | 0,1 mm |
| Conductor crosssection wire (Data) | 1 mm ² |
| Material conductor wire (Data) | Stranded copper wire, bare |
| Wire conductor type (Data) | strand class 6 |
| Max. rated voltage (conductor - conductor) | 500 V |
| Max. rated voltage (conductor - ground) | 300 V |
| Current load capacity (standard) | to DIN VDE 0298-4 |
| Current load capacity min. wire | 5,9 A |
| Current load capacity min. Wire (Data) | 15 A |
| Electrical resistance line constant wire | 39 Ω/km @ 20 °C |
| Electrical resistance coating wire (Data) | 20 Ω/km @ 20 °C |
| AC withstand voltage (wire - wire) | 2 kV @ 60 s |
| Power frequency withstand voltage (wire - jacket) | 2 kV @ 60 s |
| Min. operating temperature (static) | -40 °C |
| Max. operating temperature (fixed) | 90 °C |
| Operating temperature min. (dynamic) | -40 °C |
| Operating temperature max. (dynamic) | 90 °C |
| Flame resistance | UL 1581 § 1090 UL 1581 § 1100 FT2 IEC 60332-2-2 |
| chemical resistance | Good, application-related testing |
| Gasoline resistance | Good, application-related testing |
| Oil resistance | DIN EN 60811-404 Good, application-related testing |
| Bending radius (installation) | x Outer diameter |
| Bending radius (fixed) | x Outer diameter |
| Bending radius (dynamic) | 10 x Outer diameter |
| Travel speed (C-track) | 5 Mio. @ 25 °C |
| No. of torsion cycles | 0,5 Mio. |
| Torsion stress | ± 180 °/m |

Connection type 2

| | |
|--------------------------|----------------|
| Family construction form | free cable end |
| No. of poles | 11 |
| Family construction form | M12 |
| Gender | female |
| Color contact carrier | black |
| Coding | A |
| No. of poles | 5 |
| PIN 1 | + |
| PIN 2 | NC S 2 |
| PIN 3 | - |
| PIN 4 | NO S 1 |
| PIN 5 | PE |

The information in this Product-PDF has been compiled with the utmost care.

Liability for the correctness completeness and topicality of the information is restricted to gross negligence. Version: 2024-05-04

Murrelektronik Ltd. | 5 Albion Street, Pendlebury Industrial Estate, Swinton | Manchester M27 4FG | Fon +44 161 728 3133 | Fax +44 161 728 3130 | shop@murrelektronik.co.uk | shop.murrelektronik.co.uk

